

2022-2023 ALACHUA COUNTY 4-H PROJECT RECORD

4-H Member Name: _____

In this Project Record, you will fill out how you met each of the project goals below within your 4-H project. You will also include one photo per area with a brief caption explaining how the photo shows you meeting that project goal. Entries at the top of each section serve as examples.

This Project Record can begin on July 1st and go through the end of June the following year. Project Records are due on July 1st each year to the 4-H office.

This project record should be a guide to help you have a well-rounded 4-H project. If this is your first year in 4-H, you can choose any project area to focus on, and try to complete at least one activity in each of the project goal sections with the help of your 4-H club leader and/or 4-H Extension Agent.

Project Goals	Description of project goals	Examples of activities to meet project goals
Education	This is the time you spend learning about your project area. You can attend workshops, learn from fellow 4-H'ers, or complete project books from shop4h.org. You should complete a minimum of 6 hours of education for each of your 4-H projects. This includes hands-on learning such as taking care of your animal or practicing sewing.	<ul style="list-style-type: none"> • Club Speakers • Practice working with project • UF/Local Organization Workshops • shop4-h.org Curriculum Books
Presentation	For each project you complete, you should give some type of presentation. This can be a demonstration (showing how to do a task - i.e. "How to Wash a Chicken"), a speech (public speaking without visual aids), or an illustrated talk (a presentation with a PowerPoint or poster). County Events is a presentation contest that allows youth to give these presentations and improve their public speaking skills.	<ul style="list-style-type: none"> • County Events Demonstration/Speech/Illustrated Talk • Demonstration at club level • Presentation to local group about project
Service	All 4-H'ers should participate in service projects throughout the year. Most 4-H clubs work on service projects together. It's especially great if you can tie your 4-H project into your service project!	<ul style="list-style-type: none"> • 4-H club organized service project • Participation in county-wide service activities • Independent service project related to project area
Exhibit	Each 4-H project you complete should be exhibited in some way. There are many contests that you can enter to fulfill this goal. The Alachua County Youth Fair & Livestock Show is a great opportunity to exhibit your livestock projects, as well as your other projects through Exhibit Judging.	<ul style="list-style-type: none"> • Showing project at the Alachua County Youth Fair & Livestock Show • Showing at another local show or contest • See 4-H calendar for opportunities
Leadership	All 4-H'ers should be working on their leadership skills, especially Intermediates and Seniors. 4-H clubs have elected officers, and these roles are a great way for youth to practice leadership skills. Youth can also practice leadership by mentoring other 4-H youth, teaching at their club meeting, and Senior 4-H'ers can apply to be a part of the State Executive Board.	<ul style="list-style-type: none"> • Teaching/mentoring other club members • Elected and served in a club officer role <p>*Cloverbuds, Juniors, and first-year members might not have leadership activities.*</p>
Record Keeping	Record keeping is an important aspect of all 4-H projects. If you are showing an animal at the Alachua County Youth Fair, you will be required to submit a record book at the fair. For other 4-H projects, you can complete a 4-H Project Record. Additionally, 4-H'ers are encouraged to practice their resume and cover letter skills by submitting an Achievement Application each summer.	<ul style="list-style-type: none"> • ACYFLS Record Book • 4-H Project Record • 4-H Achievement Application



4-H PROJECT RECORD

4-H Member	Name:	Signature:
4-H Project		
Parent/Guardian	Name:	Signature:
4-H Club Leader	Club Name:	Signature:
Education	Education Activity Description	
September 15	Our 4-H club hosted a speaker who presented on how to trim goat hooves (topic should be related to your 4-H project)	
Presentation	Presentation Title & Description	Presentation Location/Event
January 27	“How to take professional looking photos on your cell phone” Demonstration	County Events
Service	Service Project Description	
October 20	Our 4-H club collected and donated peanut butter for the Peanut Butter Challenge.	
Exhibit	What You Exhibited	Show/Contest Title
March 2-7	Entered four paintings into the Exhibit Judging Contest at the fair	Alachua County Youth Fair & Livestock Show
Leadership	Leadership Role & Description	
September-May	I was elected and served as our 4-H Club Reporter	

RECORD KEEPING

Identify four life skills that you learned, and tell how your project helped you improve those skills. You can find a list of life skills on page two of this document:

<https://4-h.org/wp-content/uploads/2016/02/101.9 Targeting Life Skills.pdf>


Life Skill	How you learned/improved this skill
Personal Safety	While completing my woodworking project, I learned a lot about personal safety. I had to learn how to use safety equipment like eye protection in case pieces of wood fly up and ear protection when I used power tools so that I could protect my hearing. I also learned to read packaging when using new products. For one of the things I was building, I wanted to use wood stain, but I didn't know that I needed to use gloves. It was really hard to clean the stain off of my hands when I was done, and then my parents showed me where the container said to wear gloves.



RECORD KEEPING


Include one photo for each of the project goals with a brief caption explaining how the photo shows you meeting that project goal.

Education




Caption:

Exhibit




Caption:

Presentation




Caption:

Leadership



Caption:

Service



Caption:

