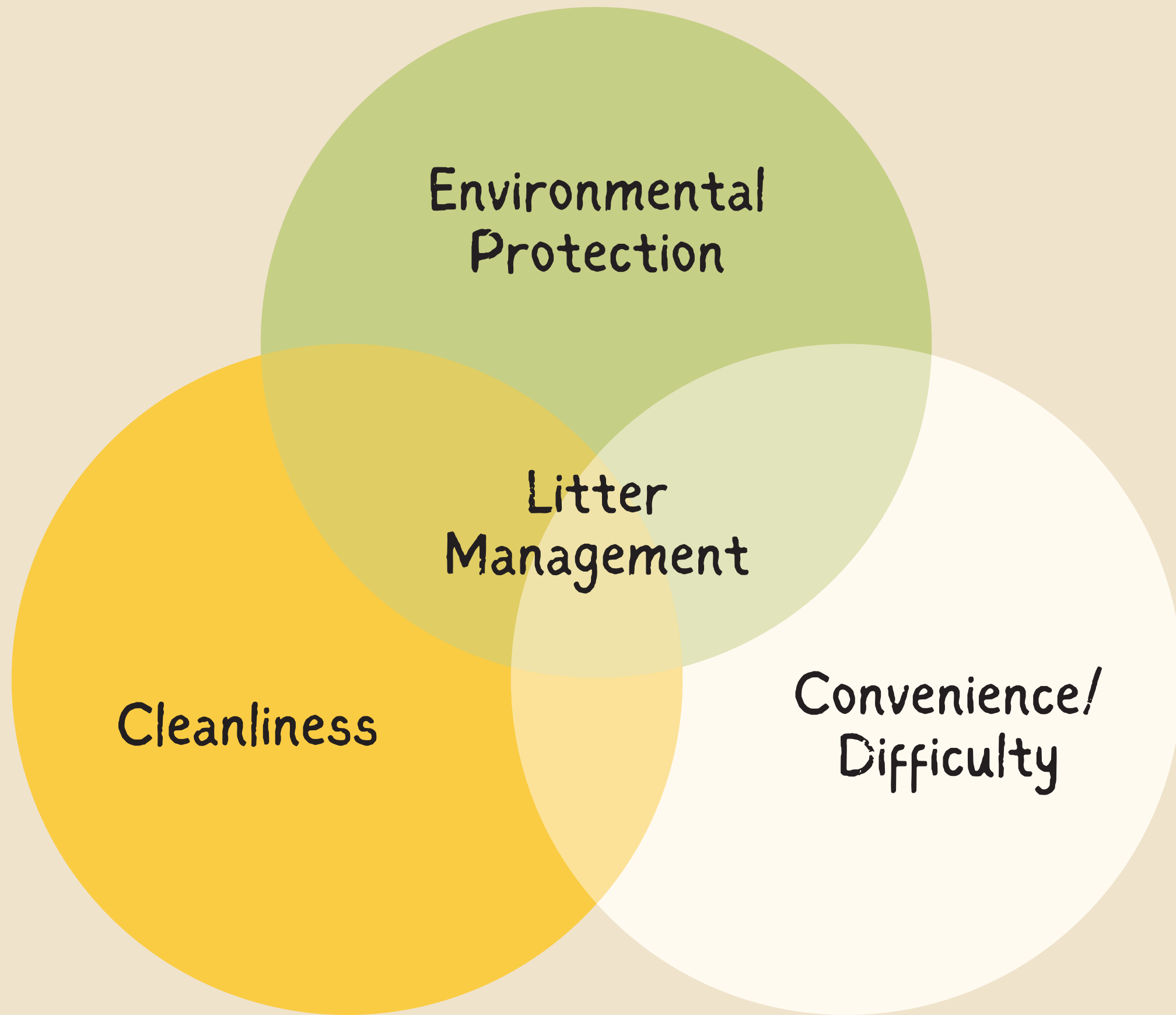


# LITTER MANAGEMENT For Home Flocks




Alicia Halbritter  
Agriculture & Natural Resources  
UF/IFAS Extension



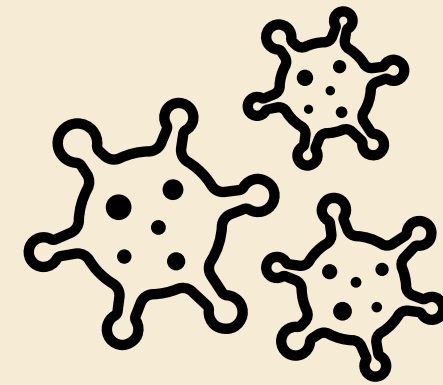
# Goals of Litter Management

One chicken can produce 70 lbs of manure every year!


# Benefits of Proper Litter Management



Cost Reduction



Pest & Disease  
Prevention



Insulation

## SMALL FLOCK

# Litter Types Available

 Wood Shavings

 Wood Chips

 Chopped Straw

 Pine Pellets/Sawdust

 Paper By-Products


 Sand

 Pine Bark

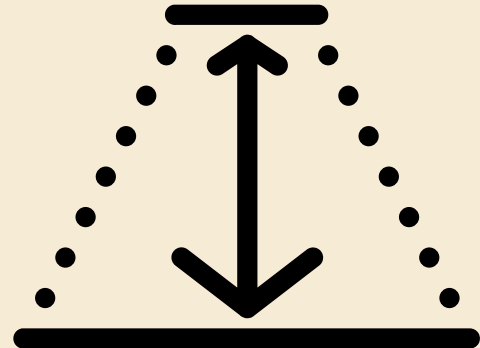
 Crop By-Products

 Leaves


# Extending the Life of your Bedding



Moisture Control



Deep Bedding



Frequent Turning

# Extending the Life of your Bedding



Litter Additives



Pest Control



Total Clean Out

# Options for Disposal

Disposal relies heavily on local regulations, amount to dispose, bedding type, and other factors.

\*Any chemical use should be limited on bedding not destined for a landfill\*

## Home Garbage

- Local Regulations
- Bedding Type
- Amount

## Composting

- Bedding Type
- Location
- Future Use


## Public Dump

- Local Regulations
- Loading/Unloading

## Yard Trash

- Local Regulations
- Loading/Unloading

# Composting Chicken Litter



## Composting in Coop

- Put down 4 inches of litter material
- Regularly stir/turn to prevent clumping
- Add bedding over time to 12 inches deep
- Maintain regular turning

## Composting out of Coop

- Completely remove bedding materials from coop
- Place in contained area, preferably on impervious surface
- Turn regularly



# Using Composted Chicken Manure

- Apply to lawn at 1/4 inch thick during the growing season (multiple applications may be needed to disperse all material).
- Use in garden beds as soil amendment or mulch additive.
- Use as soil to grow sprouts or other treats for your chickens!
- Sell it or give it away! (Check local regulations)
- Reuse in Chicken Run.





Your flock depends  
on you! Treat them  
right with proper  
litter management!



Alicia Halbritter  
UF/IFAS Extension, Baker County  
904-259-3520  
aliciah1221@ufl.edu