

Bradford County 4-H General Project Book

FOR MEMBERS AGES 8+ WITH NON-LIVESTOCK PROJECTS

Member Name: _____

Age as of September 1 of current program year: _____

Age Division (circle one): JUNIOR (8-10) INTERMEDIATE (11-13) SENIOR (14-18)

Years in 4-H (including current year): _____

Project: *(full project list on next page)*: _____

Members should only include ONE PROJECT per book, but may submit multiple books if desired.

Primary Club: _____

Signatures should be completed AFTER entire project book is completed.

Member Signature: _____ Date: _____

Parent/Guardian Signature: _____ Date: _____

Club Leader Signature: _____ Date: _____

4-H PROJECT LIST:

This list includes all recognized 4-H project areas that fall within this General Project Book.

Aerospace	Dogs	Outdoor Education
Agricultural Awareness	Earth Sciences	Pets
Animal Sciences	Electronics	Photography
Astronomy	Energy	Robotics
ATV Safety	Entomology	Small Engines
Beekeeping	Environmental Sciences	Soil & Water Sciences
Bicycle	Exploring 4-H	Shooting Sports (Archery)
Cats	Expressive Arts	Shooting Sports (Air Rifle)
Child Development/Child Care	Food & Nutrition	Shooting Sports (Shotgun)
Citizenship	Forestry	Veterinary Sciences
Clothing & Sewing	Gardening	Visual Arts
Communications/Public Speaking	Healthy Living	Weather & Climate
Community Service	Leadership Development	Wildlife & Habitats
Computer Technology	Marine Sciences	Woodworking
Cultural & Global Education	Meat Sciences	Workplace Preparation
Dairy Cattle	Money Management	

This list includes all 4-H projects that have a specialized book.

Please contact the Extension Office with any questions - (904) 966-6224

4-H Cloverbuds (ages 5-7)	Horse
Beef	Rabbit
Goat (Dairy or Meat)	Sheep
Poultry	Swine

PROJECT BOOK GUIDELINES

- Project book must be handwritten in 4-H members own handwriting. You are welcome to add pages if more space is needed.
- Read the **whole** project book before beginning.
- The pages of the project book should be kept in numerical order and should be submitted neatly in a folder, NOT 3 ring binder.
- This book should be submitted by the deadline at the end of the 4-H year for awards and recognition at our end of year banquet.

SECTION A

BEGINNING OF THE YEAR GOALS

Using the space below, set attainable goals for your 4-H project this year. You must set a minimum of TWO goals.

1. _____
2. _____
3. _____
4. _____

How are you planning to achieve these goals? Are there any obstacles you will need to overcome? Please use complete sentences.

SECTION B**PROJECT ACTIVITIES**

This list should include any activities you did related to your 4-H project this year. Examples include participation in specific educational activities, project related events outside of the club, or time you spent on your own working on your project.

Date(s)	Description of Activity

SECTION C**LEADERSHIP ROLES**

This list should include any leadership roles you held in 4-H this year. Examples include club officer, committee chair, event organizer, etc.

Your Role <i>(include full description of role)</i>

CITIZENSHIP & COMMUNITY SERVICE ACTIVITIES

This list should include any citizenship or community services activities you participated in through 4-H and beyond. Examples include community service projects you did with your 4-H club or other organizations such as church or community groups.

Date(s)	Description of Activity	Name of other organization, if not 4-H

PRESENTATIONS AND EXHIBITS

This list should include presentations or exhibits you did in 4-H this year at your club, county, or beyond. Examples include speeches or demonstrations, exhibits in the county fair, etc.

Date(s)	Description of Presentation/Exhibits <i>(include location, event, and title)</i>

GENERAL 4-H EVENTS & ACTIVITIES

This list should include all other 4-H events you participated in this year that are not listed in previous sections. Examples include Holiday Bake Off, Table Setting Contest, 4-H Day at the Capitol, 4-H University, etc.

Date(s)	Description of Events/Activities

PROJECT HIGHLIGHTS *(complete at end of project)*

Using the space below, please list your accomplishments from your 4-H project this year. You must list a minimum of TWO accomplishments.

1. _____
2. _____
3. _____
4. _____

Reflecting on your 4-H project experience, is there anything you plan to do differently next time? Please use complete sentences.

PROJECT HIGHLIGHTS (CONTINUED)

Using the 4-H life skills model (refer to page 12) please list 2-3 life skills you gained from your 4-H project this year.

1. _____


2. _____

3. _____

Explain how you will use these life skills in other areas of your life. Please use complete sentences.

PROJECT PHOTOS


Attach at least 3 photos of your project with captions. Photos should represent the beginning, middle, and end of your project. Each photo must include a caption!



Date: _____

Caption:


PROJECT PHOTOS



Date: _____

Caption:

PROJECT PHOTOS



Date: _____

Caption:



PROJECT BOOK SCORE SHEET

Section	Points Possible	Points Earned
Cover (Page 1)	5	
Section A	10	
Section B	10	
Section C	10	
Section D	10	
Section E	40	
Section F	15	
TOTAL	100	