


Florida 4-H Mini Horse Horsemanship Level I



Name: _____

Name of Club: _____

Years in 4H _____

Age: _____

Equal Opportunity / Affirmative Action Institution

In accordance with the Americans with Disabilities Act and Section 286.26, F.S., persons needing accommodations or an interpreter to participate in the proceeding should notify the University of Florida Brevard County Extension Service no later than 48 hours prior to the meeting at 321-633-1702 or fax 321-633-1890.

**Adapted from Missoula County Montana 4-H Mini Horse Project and
UF IFAS Florida 4-H Horsemanship Levels**

Level I of the 4-H Mini Horse Member Advancement Program will:

- help you develop an understanding of horses and horse care; including caring for, training, handling, and safely caring for your mini horse
- help you select and know a good mini horse
- provide goals for learning
- make your 4-H horse experience more interesting and more fun
- let you progress at your own speed, but challenge you to keep working to become a better horseman and 4-H member

The First Horseman Level is the first of three 4-H Mini Horse Advancement Levels. No time limits are set and you are encouraged to advance through the levels at your own speed. Basic Level requirements are based on three areas; experience, knowledge, and dismounted abilities. You will be evaluated in each area by your 4-H club leader or trained inspector. You are not in competition with other club members.

Many of the answers to questions can be found in your 4-H project manuals. Additional information may be found in other publications available at your library and elsewhere. As you complete each option, have your leader or Advancement Program Chairperson (junior leader, parent, or other designated person) initial it. When you have completed this level you will qualify for an attractive Advancement Certificate. Be sure to indicate in your 4-H Horse Record Book your progress toward completing this level.

Completion Guidelines

To complete this Level and receive your Basic Horseman Certificate you must:

- be enrolled in a 4-H Horse Project
- be at least 8 years old by September 1st, of the current 4-H year
- be responsible for daily feeding, grooming, stall cleaning and exercise
- have access to the use of a suitable miniature horse
- have safe and suitable equipment for you horse including halter and grooming tools
- complete this book as well as maintain your horse project record book to the satisfaction of your 4-H leader and county Extension agent

Safety

Because of their smaller size and loveable characters, you may not realize the importance of safety when handling a mini horse. Our first concern must be safety for handlers and any other persons who may be in proximity to our horses. For these reasons, please be cautious and respect the following guidelines below.

- Always treat a mini horse with the same respect and awareness that you would treat a large with.
- Mini horses have the same instincts and intuition as a large horse. When frightened they may have either a “flight” or “fright” response.
- Never stand directly in front of or behind a mini, stand to the side.
- Be aware of your mini and his attitude of the moment. Be prepared in case he spooks or kicks.
- Use proper fitting equipment that is in good condition.
- Wear protective footwear like cowboy boots or leather boots when handling minis. Their hooves can easily bruise or damage your feet.
- Never wrap a lead rope around your hand. Always coils any excess lead in a figure 8.
- Move calmly and deliberately around a mini horse. Loud voices and sudden movements can spook a horse.
- Don’t try to out-pull your mini. Use a quick pull on the lead or get assistance.
- When following other horses, always leave at least a horse length between you and the horse in front of you.
- Use a red ribbon in your horse’s tail if he kicks.
- You must maintain your composure at all times when handling a mini horse.

Experience -- Horse Care

Has been responsible for primary care, including feeding, watering, grooming, stall cleaning and exercise of the project horse for _____ days (minimum 60 days).

Parent signature

Leader signature


Training Horsemanship Record * minimum of 30 hours total

Month	Type of Training (Ground Work)	Hours
September		
October		
November		
December		
January		
February		
March		
April		
May		
June		
July		
August		

Total hours: _____

Events participated in, minimum of three events such as; horsemanship school, show, clinic, judging training, tour etc., at any level

Date	Event	Location



Fill in the numbers from the diagram in the blank for each part.

Point of Buttock ____

Pastern ____

Chin Groove ____

Occipital Crest ____

Jugular Groove ____

Belly ____

Fetlock ____

Lower Lip ____

Cannon Bone ____

Nose ____

Dock ____

Withers ____

Upper Arm ____

Gaskin ____

Branches of Jaw ____

Trapezium ____

Chestnut or Callosity ____

Suspensory Ligament ____

Eye ____

Flexor Tendon ____

Point of Shoulder ____

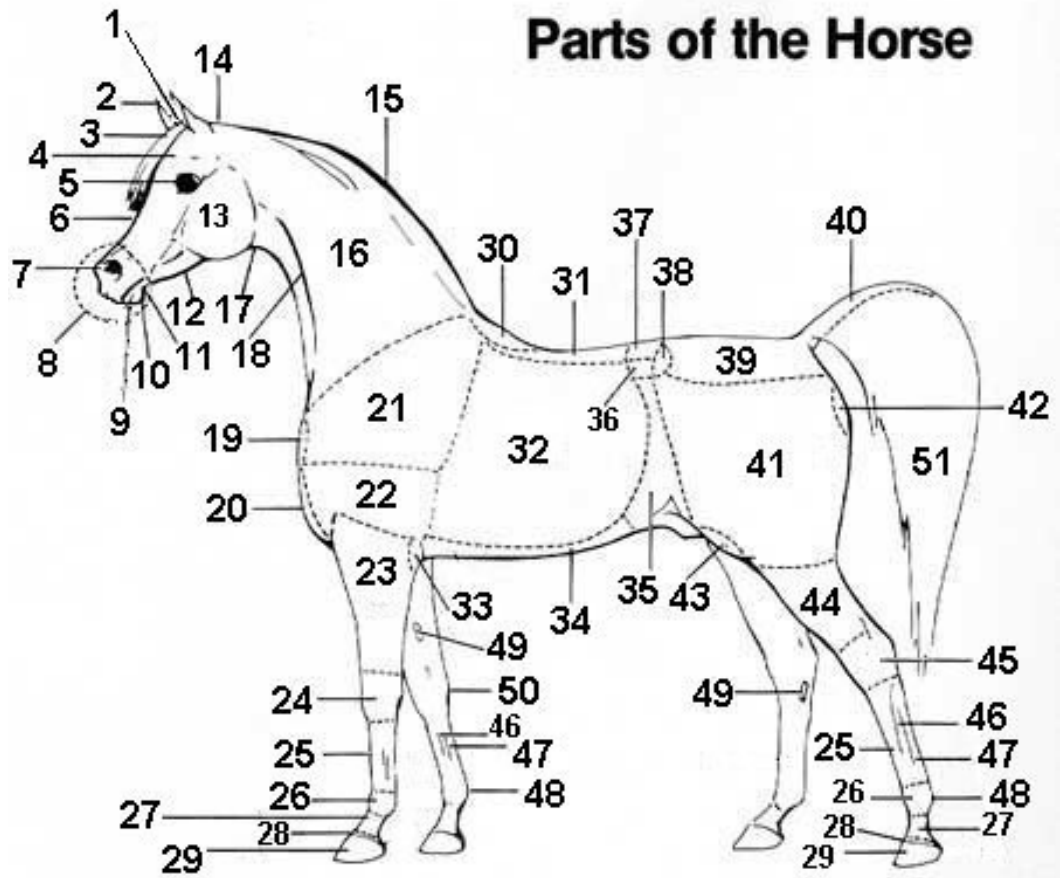
Fetlock Joint ____

Throat latch ____

Neck ____

Coupling ____

Ear ____



Forearm ____

Chin ____

Point of Hip ____

Forelock ____

Ribs ____

Coronet Band ____

Jowl or Cheek ____

Shoulder ____

Back ____

Forehead ____

Hock ____

Nostril ____

Knee ____

Group ____

Tail ____

Elbow ____

Muzzle ____

Crest ____

Flank ____

Chest ____

Hoof ____

Thigh ____

Stifle ____

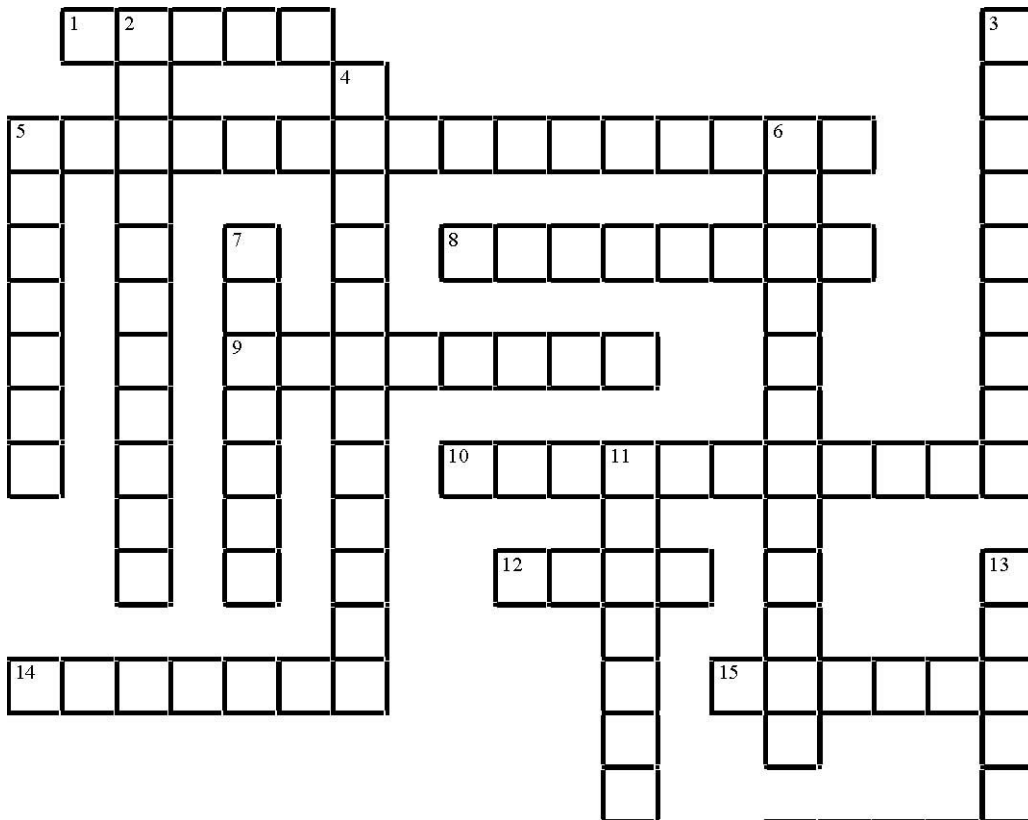
Loin ____

Health Care

Use books, the internet, or other resources to answer the following questions:

1. What is the average temperature of a mini horse?
2. How do you take the temperature of your mini?
3. How many respirations per minute should a mini have?
4. How do you count them?
5. How are dewormers usually administered to horses?
6. The dose size is based on your horses what?
7. How can you quickly estimate your horse's weight?
8. Why do you have to be very careful in measuring the dose for a mini (Note: some dewormers like QWEST, can be toxic if the dosage is exceeded, even by a small amount)?
9. What annual shots are administered to minis in your region?
10. Why is it especially important for minis to have good dental care?
11. Minis can be prone to certain conditions. Name two health concerns that are a risk for mini horses.

Horse Health Word Puzzle



Across

1. The average ____ rate is 40 per minute
5. Inflammation caused by ill-fitting saddle
8. The common term for soreness in a foot or leg
9. Flies, lice and other pests are known as _____ parasites
10. 100.5 is the average ____ of a horse
12. We see the eggs of these parasites on the legs of horses
14. Bone enlargements on the inside of upper cannon bone
15. A lack of red blood cells
16. The common term for internal parasites

Down

2. Anything that interferes with the performance of a horse
3. To protect against diseases we must ____ horses
4. Enlarged, stretched tendons behind the cannon bones
5. Inflammation of the laminae in the foot due to overeating or stress
6. 8-16 per minutes
7. A scar, mark or other unsightly condition that does not interfere with soundness
11. A large abdominal girth caused by worms
13. Difficulty in breathing often caused by dusty feed or allergies

Word Bank

Founder
Blemish
Worms
Bots
Vaccinate
Pulse

External
Anemia
Heaves
Splints
Lameness
External

Temperature
Respirations
Fistulous Withers
Bowed Tendons
Unsoundness
Pot Belly

Field or educational experience; must do at least three of the following.

√ Off	Program	Topic	Date
	Discuss preventative medicine with your veterinarian		
	Discuss hoof care with a farrier		
	Observe a horse being shod		
	Visit a large open show		
	Read a horse book		
	Visit a riding school		
	Visit a horse training center		

Club Participation ** Number of meetings attended _____ minimum of 6.

Present a satisfactory demonstration on horse care at a 4-H meeting _____ date

_____ topic _____

Leader signature

List some of the causes and symptoms and first aid treatment of the following:

1) . THRUSH (treatment) _____

2) . COLIC (what to do until the veterinarian arrives) _____

3) . MINOR CUT (treatment) _____

4) . MAJOR WOUND (what to do until the veterinarian arrives) _____

State the miles per hour a horse walks _____, trots _____ and canters _____.

What is the distance covered by a horse in 5 minutes at the walk _____,

trot _____ and canter _____.

State the characteristics of any three breeds of horses:

Breed	_____	_____	_____
Place of origin	_____	_____	_____
Distinguishing Characteristics	_____	_____	_____
Primary uses	_____	_____	_____

Describe how the height of a mini horse is measured: _____

List several plants which are poisonous to mini horses.: _____

How many beats are there in each of the following gaits:

Walk _____ Running Walk _____ Trot _____ Pace _____

Canter _____ Rack _____ Run/Gallop _____

Slow Gait _____

Personal Development * Community Pride Options

- Arrange for a film to be shown at your club meetings.
- Participate in a community service or community pride project.
- Present a demonstration or illustrated talk to a group other than your 4-H group.
- Serve as host for a 4-H meeting. See that everyone is welcomed and made comfortable.
- Lead the Pledge of Allegiance or 4-H pledge at a 4-H meeting, lead a song or game at a meeting.
- Serve as chair of a club committee.
- Help organize and conduct a trail ride.
- Preside at a 4-H project or club meeting.
- Participate in a radio or television program.
- Help a leader work with a younger member.
- Serve as a junior leader for a 4-H horse group.
- Serve as a camp counselor.
- Help conduct a horse show.
- Help organize a Horse Bowl.
- Write a news story for a local paper.
- Demonstrate riding aids to your club.
- Attend a 4-H camp.
- Help organize and conduct a field day or judging event
- Help organize a horse farm tour.
- Organize and conduct a 4-H judging contest.
- Serve as a counselor to younger 4-H members.
- Serve as clerk, show chairperson at a 4-H show.
- Serve as an apprentice judge at a 4-h horse show.
- Attend a district or state animal science workshop.
- Make arrangements for a tour by your project group.
- Participate in a horse judging or identification contest.
- Obtain three or more new horse members for your club.
- Secure a speaker to talk at one of your project meetings.
- Help organize, train, and participate in a mounted drill team.
- Develop and exhibit a science display which is related to horses.
- Help organize and conduct an educational tour or demonstration.
- Explore a career associated with horses and report on that career to your project group.
- Plan a fun activity for your club or project group that is separate from a regular meeting.
- Prepare a display (pictures, clippings, objects) that can be educational or helpful in stressing: clean air, clean land, or clean water; conserving natural resources; conserving energy; or practicing safety.



Select three or more options

Option: _____

Date passed _____ Approved by _____

Option: _____

Date passed _____ Approved by _____

Option: _____

Date passed _____ Approved by _____

Option: _____

Date passed _____ Approved by _____

**** Develop your own option(s) with your leader's approval.

Option: _____

Date passed _____ Approved by _____

Option: _____

Date passed _____ Approved by _____

Horsemanship Abilities

Give the date on which you properly demonstrated the following dismounted abilities. **All work should be done at a walk for Level 1.**

Feed & water

Groom completely

Put on & adjust a halter

Pick up feet & clean out

Care of the horse after training

Catch a horse in a pasture or corral

Lead your horse at a walk with a lead rope

Tie a horse to a rail, post, ring or tree

Demonstrate safety precautions on the ground

Weave through cones

Back your horse up in a straight line (4 steps)



Date

Leader initial

Cross over a tarp

Walk over a set of cavalletti

Leader may prescribe additional tests.

1. _____

2. _____

3. _____



This is to certify that _____ is qualified and has completed all of the Basic Mini Horse requirements for Level I of the 4-H Horse Advancement Program.

4-H Leader

* _____
Date

Extension Agent

* _____
Date