

Brevard County 4-H Cloverbud

Cavy Record Book



Name: _____

Club Name: _____

Your Age (as of 9/1/25): _____

Years in 4-H: _____

Date Record Book Started _____ Date Completed _____

Parent's Signature _____ Date _____

This year I want to learn these things about cavy:

Choose at least two things from this activity list that you'd like to do this year.

___ Tell my club something I learned about my project.

___ Show my club something I learned to do with my project.

___ Go to a cavy show, other than the Brevard County Fair.

___ Show my cavy(s) at the Brevard County Fair.


___ Take pictures of my project cavy.

___ Other _____

History and Characteristics

- A. A male cavy is called a boar, the female is called a sow, and the young are called pups.
- B. It takes 59 to 72 days from the time the sow is pregnant until she gives birth.
- C. A quiet, safe space with soft bedding and loose hay to burrow in is all that is needed for a cavy to give birth.
- D. The number of young in a litter may vary from 1 to 8 pups, with 2 to 3 most common.
- E. Cavies enter adulthood and reach their full adult size at around 6 months of age and are considered seniors after the age of five.
- F. There are 13 recognized breeds (*kinds*) of cavy, though more are known to exist
- G. You must use care when handling your cavy. Always support the cavy's entire body with both hands to prevent it from falling. Hold it firmly enough so that it feels secure, but do not squeeze. Cavies are easily frightened and may try to run or bite if handled incorrectly.

Draw or place a picture of you and your cavy.



Information about Your Cavy

Cavy's Name: _____ Sex: _____

Color of Eyes: _____ Coat Color: _____

Special Markings: _____

Hair Length: Long _____ Short _____

Cavy's Age: _____ Date of Birth: _____

Write a short story about where you got your cavy.

Draw or place a picture of you and your cavy.



Feeding Your Cavy

Cavies need to be fed a balanced diet and fresh water every day. They need a constant supply of fresh timothy hay and fortified pellets with essential vitamins and minerals, as well as grasses, spinach, and carrots. Do not overfeed your cavy. Don't leave uneaten food in the dish day after day. Store the food away from sunlight and moisture to keep it fresh. Clean the food and water dishes often to keep your cavy healthy.

What is the name of the food you feed your cavy? _____


What are the ingredients? _____

What nutrition does it contain? _____

How much do you feed your cavy a day? _____

A bag of feed costs _____ and weighs _____

Draw or place a picture of you feeding your cavy.



My 4-H Cavy Project Story

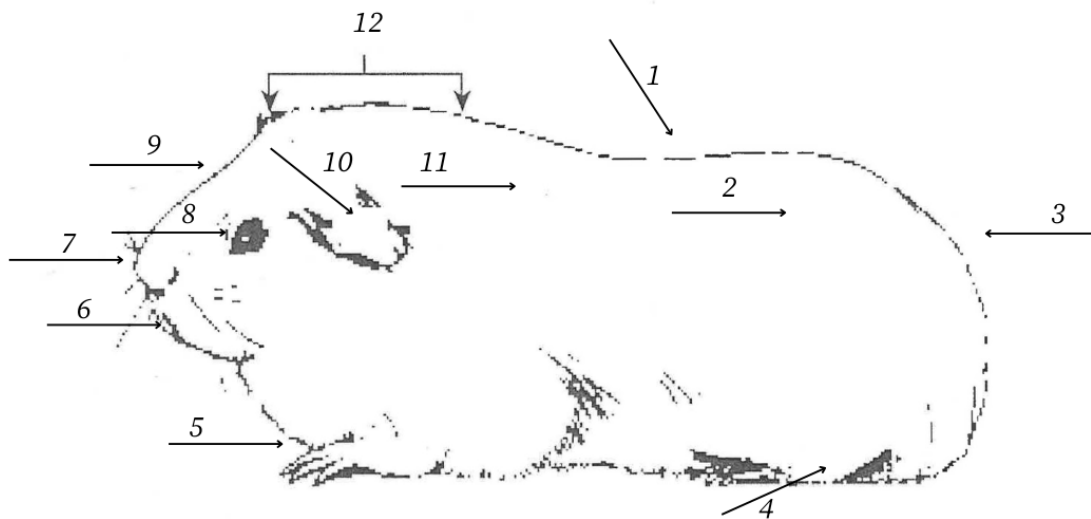
This page is your Project Story. You should write your story about your learning experience with your project cavy. You will want to include what your cavy has taught you, why you enjoy your cavy, and how you show your cavy love. Include details about any shows or exhibits you went to and ribbons or awards you won.

Member's Signature _____

Date _____

Leader's Signature _____

Date _____



The American cavy

Match the number with the name below

Shoulder ____	Ear ____	Hindquarter ____	Face ____
Back ____	Eye ____	Hip ____	Mouth ____
Forefeet ____	Nose ____	Crown ____	Hind Leg ____



Programs and activities of the Cooperative Extension are available to all potential clientele without regard to race, color, sex, national origin, or handicap.