

Brevard County 4-H

Cloverbud

Poultry

Record Book



Name: _____

Club Name: _____

Your Age (as of 9/1/25): _____

Years in 4-H: _____

Date Record Book Started _____ Date Completed _____

Parent's Signature _____ Date _____

Getting Started

What is “poultry”? Poultry is a word we use to describe chickens, turkeys, ducks, quail, pigeons, and geese.

This year I want to learn these things about poultry:

Choose at least two things from this activity list that you’d like to do this year.

- ☐ Tell my club something I learned about my project.
- ☐ Show my club something I learned to do with my project.
- ☐ Go to a poultry show, other than the Brevard County Fair.
- ☐ Show my project chicken (s) at the Brevard County Fair.
- ☐ Take pictures of my project chickens.
- ☐ Hatch some eggs.
- ☐ Visit a poultry farm.

All About My Project Chickens

List the chickens you have for your project this year.

Breed	Variety	Gender
<i>EXAMPLE</i> <i>Plymouth Rock</i>	<i>Barred</i>	<i>Pullet</i>

Draw or take a picture of your project chicken(s):

Taking Care of My Chickens

Where do you keep your chicken(s)?

What do you feed your chicken(s)?

Do you collect eggs from your chicken(s)?

YES

NO


How many eggs do you collect each day (average)? _____

The Parts of a Chicken

Write in the parts of the chicken and color it to look like your project chicken.

Parts of a Chicken:

COMB	WATTLES	BREAST	BEAK
VENT	HOCK	WING	SHANKS




Breeds of Chickens

Choose two breeds of chicken and do the following:

1. List the breeds.
2. Decide if each breed is used for meat, eggs, both, or showing.
3. Draw and color or find a picture of each breed.


BREED _____

MEAT or EGGS or SHOWING



BREED _____

MEAT or EGGS or SHOWING



Project Story

Talk about what you did with your 4-H poultry project this year. What did you learn? What was your favorite part? Fun facts about your chickens?

This image shows a blank sheet of white paper with horizontal ruling lines. The lines are evenly spaced and run across the width of the page. There are no margins, text, or other markings on the paper.

Project Pictures

Glue (or attach) at least three pictures here of you with your project animals. Write what you were doing for each picture. Be sure to have some from throughout your project.

My 4-H Participation Summary

1. I went to _____ club meetings. Were there any special meetings?

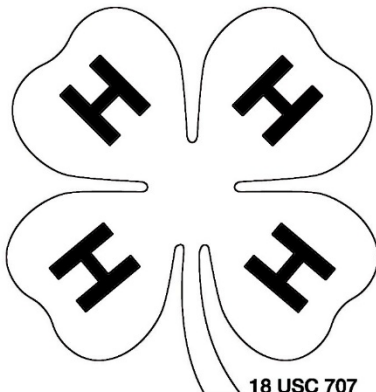
2. In my club, I got to: _____

3. I got to be on a committee for: _____

4. I like being a 4-H member because: _____

5. My favorite things in 4-H are: _____

6. Things I did for my community: _____



Did (Will) You...

Show and Tell? _____ Yes _____ No

About what? _____

Where? _____

Exhibit something you made? _____ YES _____ NO

What? _____

Where? _____

Did you do something else in 4-H? _____

Next year I want to learn about: _____

“To Make the Best Better”

Here are some pictures or drawings of me with my club: