

Florida 4-H Horse

Member Advancement Program Level III

Name: _____

Age: _____

Name of Club: _____ Years in 4H _____



The Institute of Food and Agricultural Science (IFAS) is an Equal Opportunity Institution authorized to provide research, educational information and other services only to individuals and institutions that function without regard to race, creed, color, religion, age, disability, sex, sexual orientation, marital status, national origin, political opinions or affiliations. U.S. DEPARTMENT OF AGRICULTURE, COOPERATIVE EXTENSIONS SERVICE, UNIVERSITY OF FLORIDA, IFAS, FLORIDA A & M UNIVERSITY COOPERATIVE EXTENSION PROGRAM, AND BOARDS OF COUNTY COMMISSIONERS COOPERATING.

Revised August 2005 by Vera Collins Lake County 4-H Secretary
Available on line at <http://lake.ifas.ufl.edu/4-H/HORSE.htm>

Level III of The 4-H Horse Member Advancement Program will:

- (improve your understanding of horses and horse care
- (advance your skills in riding and handling horses
- (provide goals for learning
- (make your 4-H horse experience more interesting and more fun
- (let you progress at your own speed, but challenge you to keep working to become a better horseman and 4-H member.

The Intermediate Horseman Level is the third of four 4-H Horse Advancement Levels. Only those members who have satisfactorily completed all requirements of the Basic and Novice levels are eligible to begin work in the Intermediate Level. Like the Basic and Novice Level requirements, the Intermediate learning experiences fall in four areas; experience, knowledge, mounted and dismounted abilities. You will be evaluated in each of these areas by your 4-H Club leader and/or trained inspector. You are not in competition with other club members. The time required to complete this Intermediate Level will vary according to the effort of the member, the instruction provided, and the suitability of the horse.

It is recommended that only mature horses be used by members working on Intermediate Level requirements. Horses that will perform natural gaits, walk, trot, and canter are preferable, but exceptions will be made in some riding tests if a member's horse is unable to trot.

Many of the answers to questions can be found in your 4-H project manuals. Additional information may be found in other publications available at your library and elsewhere.

As you complete each option, have your leader or Advancement Program Chairperson (junior leader, parent, or other designated person) initial it. When you have completed this level you will qualify for an attractive Advancement Certificate. Be sure to indicate your progress in your 4-H Horse Project Record Book.

Completion Guidelines

To complete this Level and receive your Intermediate Horseman Certificate you must:

-) be enrolled in a 4-H Horse Project
-) be at least 13 years old
-) be responsible for the primary regular daily care, feeding, grooming, stall cleaning and exercise
-) have access to the use of a suitable riding animal
-) have safe and suitable equipment for your horse including saddle, bridle, halter and grooming tools.
-) complete this book as well as maintain your horse project record book to the satisfaction of your 4-H leader and county Extension agent
-) you must complete the Novice Horseman Level before you complete the Intermediate Level.
Date you completed the Novice Horseman Level. _____

Experience -- Horse Care

Has been responsible for primary care, including feeding, watering, grooming, stall cleaning and exercise of the project horse for _____ days (minimum 120 days).

Parent signature

Leader signature

Riding Record * minimum of 100 hours in this unit

<i>Month</i>	<i>Type of Riding</i>	<i>Hours</i>
September		
October		
November		
December		
January		
February		
March		
April		
May		
June		
July		
August		

Total hours: _____

Events participated in, minimum of any four of the following at any level. Must include at least three events other than shows. Exhibitor in State 4-H, AHSA or breed approved show; riding clinic, trial ride, hunt, combined training event, dressage competition, horse bowl contest, judging contest, horsemanship school, packing & camping trip.

Date	Event	Location

Events attended,, minimum of any five of the following, AHSA or breed association approved show, horse auction sale, vaulting competition, combined training event, dressage competition, endurance ride, competitive ride, steeplechase meet, horse race, rodeo, polo match, pulling contest, roping contest, cutting contest, reining contest, handicapped riding program, driving event.

Date	Event	Location


Give the date on which you rode 25 miles, any type of ride. _____ . Briefly describe how you prepared for this ride. _____

Briefly describe your route and the type of terrain over which you rode. _____

You must halter break a yearling horse. Briefly describe how this was accomplished.

Do you regularly read at least one horse magazine? _____.

Name of magazine _____.



Club Participation ** Number of meetings attended _____ minimum of 6.

Present 2 demonstrations on horse care at a 4-H meeting, 4-H event or activity.

_____ date _____ Location _____ topic.

_____ date _____ Location _____ topic

Leader signature

Additional learning experiences in 4-H. Give the date and location of a 4-H camp you attended, any type of camp. Date: _____ Location: _____


List one or more 4-H projects you completed other than the 4-H horse projects.

Outline at least one community service project you and your 4-H club did to help people.


List or discuss horse protection and humane programs.



Trace or draw an outline of a horse & indicate & label at least 12 points of unsoundness.



Trace or draw an English saddle & indicate & label the parts



Trace or draw a Western saddle & indicate & label the parts



Visit a feed store and record prices on the following: Date: _____

100 lbs. Oats _____

100 lbs. Shell corn

50 lbs TM salt _____

100 lbs horse feed

Actually weigh and record the following:

1 gallon of corn _____ lbs

1 gallon of oats _____ lbs

1 bale of hay _____ lbs

How many bales of this hay would it take to make one ton of hay? _____

List the characteristics of good hay and poor hay.


GOOD HAY

POOR HAY

Diagram the life cycle of one of the internal parasites of the horse.

Briefly discuss the causes, symptoms, and treatment or control of the following diseases.

Equine Encephalomyelitis _____



Equine Infectious Anemia _____

Tetanus (*Lockjaw*) _____

Azoturia (*Monday Morning Sickness*) _____

Laminitis (*Founder*) _____

List at least 4 additional common ailments, symptoms and treatment:

1) _____

2) _____

3) _____

4) _____

List the % feed composition for the following feeds.

	TDN	% Digestible Protein	Calcium (Ca) grams per pound	Phosphorous (P) grams per pound
Corn				
Oats				
Soybean Oil Meal				
Linseed Meal				
Alfalfa Hay				

List the daily nutrient requirements for the following horses:

	Daily feed per horse * pounds	% Digestible Protein pounds	TDN pounds	Ca grams	P grams
Weanling					
Yearling					
1000 lb horse medium work					
1000 lb lactating mare					

How many teeth does a male horse have? _____ A female horse? _____

Give the normal range in days for the gestation period of a mare. _____

Breeding a jack (donkey) to a mare will produce a what? _____

Briefly relate the origin of the horse and its re introduction to North America. _____

Name the 3 foundation sires of the Thoroughbred: 1) _____

2) _____ 3) _____


State the characteristics of any one breed of horse that originated in the US.

Breed: _____ Colors: _____

Distinguishing Characteristics; _____

Primary Uses: _____

Characteristic Way of Going: _____



Draw and discuss an ideal trail plan for your community or county.



Draw or trace the teeth of the horse primarily to indicate at least 4 different age groups by teeth, label them.

List several external parasites of the horse. _____

Dismounted Abilities

Give the date on which you properly demonstrated the following abilities to a designated inspector or leader. You must do at least 10 of the following, additional tests may also be added.

	<u>Date</u>	<u>Leader initial</u>
Braid a tail	_____	_____
Clip a horse	_____	_____
Wash a horse	_____	_____
Braid a mane	_____	_____
Treat a wound	_____	_____
Thin a mane and a tail	_____	_____
Take a horse's temperature	_____	_____
Bandage or wrap legs and tail	_____	_____
Restrain a horse with a twitch	_____	_____
Trim a hoof (Expert to supervise)	_____	_____
Take a horse's pulse and respiration	_____	_____
Remove a shoe (Expert to supervise)	_____	_____
Place a blanket or a sheet on a horse	_____	_____
Longe a horse at the trot and canter	_____	_____
Load and unload a horse in a trailer or van	_____	_____
Recognize, name & state the use of 6 essential farrier's tools	_____	_____
Disassemble a bridle, clean & reassemble, name all of the parts	_____	_____
_____	_____	_____
_____	_____	_____
_____	_____	_____



Give the date on which you properly demonstrated the following abilities to a designated inspector or leader, must do at least 10 of the following plus 5 to be prescribed by the leader per breed type and style of riding.

	Date	Leader Initials
Ford a stream	_____	_____
Maintain a hand gallop	_____	_____
Jump obstacle - 2' 3" high	_____	_____
Negotiate a moderate "slide"	_____	_____
Left lead canter from the halt	_____	_____
Right lead canter from the halt	_____	_____
Open and close a gate, mounted	_____	_____
Put on a raincoat while mounted	_____	_____
Canter small circle, both directions	_____	_____
Extend and collect at the trot or jog	_____	_____
Walk up a moderately steep hill or incline	_____	_____
Demonstrate a "freewalk" on light contact	_____	_____
Mount & dismount without un-tracking the horse	_____	_____
How to ride along and across a highway or street	_____	_____
Gallop in a straight line, halt at a designated point	_____	_____
Canter a figure eight, dropping to a trot for the change of leads	_____	_____
How to ride away from the stable & how to return to the stable (controlled walk)	_____	_____

Additional prescribed tests, must do at least five:


1 _____	_____	_____
2 _____	_____	_____
3 _____	_____	_____
4 _____	_____	_____
5 _____	_____	_____

Personal Development * Community Pride Options

- M Arrange for a film to be shown at your club meetings.
- M Participate in a community service or community pride project.
- M Present a demonstration or illustrated talk to a group other than your 4-H group.
- M Serve as host for a 4-H meeting. See that everyone is welcomed and made comfortable.
- M Lead the Pledge of Allegiance or 4-H pledge at a 4-H meeting, lead a song or game at a meeting

- M Serve as chair of a club committee.
- M Help organize and conduct a trail ride.
- M Preside at a 4-H project or club meeting.
- M Participate in a radio or television program.
- M Help a leader work with a younger member.
- M Serve as a junior leader for a 4-H horse group.
- M Organize and conduct a 4-H judging contest.
- M Serve as a counselor to younger 4-H members.
- M Serve as clerk, show chairperson at a 4-H show.
- M Serve as an apprentice judge at a 4-H horse show.
- M Attend a district or state animal science workshop.
- M Make arrangements for a tour by your project group.
- M Participate in a horse judging or identification contest.
- M Obtain three or more new horse members for your club.
- M Secure a speaker to talk at one of your project meetings.
- M Help organize, train, and participate in a mounted drill team.
- M Develop and exhibit a science display which is related to horses.
- M Help organize and conduct an educational tour or demonstration.
- M Explore a career associated with horses and report on that career to your project group.
- M Plan a fun activity for your club or project group that is separate from a regular meeting.
- M Prepare a display, pictures, clippings, objects, that can be educational or helpful in stressing—clean air, clean land, or clean water. Conserving natural resources, conserving energy, or practicing safely.

- M Serve as a camp counselor.
- M Help conduct a horse show.
- M Help organize a Horse Bowl.
- M Help organize a horse farm tour.
- M Write a news story for a local paper.
- M Demonstrate riding aids to your club.



Select three or more options

Option: _____

date passed _____ Approved by _____

Option: _____

date passed _____ Approved by _____

Option: _____

date passed _____ Approved by _____

*This is to certify that _____ is
qualified and has completed all of the Intermediate Horseman
requirements for Level III of the
4-H Horse Advancement Program.*

_____*_____
4-H Leader Date

_____*_____
Extension Agent Date

