


Florida 4-H Horse

Member Advancement Program

Name: _____

Age: _____

Name of Club: _____ Years in 4H _____



Level IV

The Institute of Food and Agricultural Science (IFAS) is an Equal Opportunity Institution authorized to provide research, educational information and other services only to individuals and institutions that function without regard to race, creed, color, religion, age, disability, sex, sexual orientation, marital status, national origin, political opinions or affiliations. U.S. DEPARTMENT OF AGRICULTURE, COOPERATIVE EXTENSIONS SERVICE, UNIVERSITY OF FLORIDA, IFAS, FLORIDA A & M UNIVERSITY COOPERATIVE EXTENSION PROGRAM, AND BOARDS OF COUNTY COMMISSIONERS COOPERATING.

Revised August 2005 by Vera Collins Lake County 4-H Secretary
Available on line at

<http://lake.ifas.ufl.edu/4-H/HORSE.htm>

Level IV of The 4-H Horse Member Advancement Program will:

- K help you understand principles of horse management and the application of these to your horse
- K help you to develop a high degree of proficiency in horse handling and horsemanship
- K allow you to participate in a broad range of 4-H club experiences
- K allow you to assist younger members

INTRODUCTION

Like the Basic, Novice, and Intermediate Level requirements, the Advanced Horseman learning experiences fall into four areas: experience, knowledge, dismounted and mounted abilities. You will be evaluated in each of these areas by your 4-H Club Leader or trained inspector. In addition to the learning experiences each rider must design a series of specialized tests according to his or her background and area of specialization. This activity must be planned with the advice of a professional in your area of specialization. The test should be written up and submitted to the State Extension Horse Specialist for any revisions and approval before beginning the tests.

Only upon the review of these records by the State Extension Horse Specialist can approval as a 4-H Horsemaster be granted. Remember, you are not in competition with other 4-H'ers. The time required to complete this advancement level will vary according to the effort of the member, instruction provided, and suitability of the horse. The Advanced Horseman Level is the highest of the four Horse Advancement Levels. You should not begin work on this level until you have met all requirements of the Intermediate Level. Completion of the Advanced Horseman level is a very high honor. It is recommended that only mature horses be used by members working on advanced level requirements. Horses that will perform the natural gaits (walk, trot, canter) are preferred.

Requirements

In order to complete this Level and receive your Advanced Horseman Award you must:

-) be enrolled in a 4-H Horse Project
-) be at least 16 years old
-) be responsible for the primary regular daily care, feeding, grooming, stall cleaning and exercise of a horse, have safe and suitable riding equipment for the horse
-) have access to the use of a suitable riding animal
-) complete this book as well as maintain your horse project record book to the satisfaction of your 4-H leader and county Extension agent
-) you must complete the Intermediate Horsemanship Level before you complete Advanced Horseman Level. Date you completed the Intermediate Horsemanship Level. _____.



Experience -- Horse Care

Has been responsible for primary care, including feeding, watering, grooming, stall cleaning and exercise of the project horse for _____ days (minimum 120 days).

Parent signature

Leader signature

Riding Record * minimum of 100 hours in this unit

<i>Month</i>	<i>Type of Riding</i>	<i>Hours</i>
September		
October		
November		
December		
January		
February		
March		
April		
May		
June		
July		
August		

Total hours: _____

District and State 4-H Horse events participated in: You must have participated in at least three different district events and two different state events as follows ---- show; judging contest, horse demonstration contest, horse public speaking, horse bowl, horsemanship school, Congress. State events may be substituted for district events. Only two shows may be counted.

Date	Event	Location

Awards won: You must have placed 1st, 2nd, or 3rd in showmanship at either a district or the State 4-H Horse Show, or won five blues in County shows. Plus, you must have won one blue or two red or three yellow ribbons in equitation classes in any horse shows.

Date	Event	Location	Placing	Ribbons Won

Give the three dates and the approximate distance you rode each day to total 100 miles (may be made by using more than one horse but must be done within three consecutive days). The 100 miles may be ridden in one or two days if the ride is an approved endurance or competitive ride.

DATE:	DISTANCE:
_____	_____
_____	_____
_____	_____

Describe how you conditioned yourself and your horse(s) for this ride. _____
 _____.

Describe how you completed the ride and how the ride was supervised, by either a qualified distance rider and/or veterinarian. _____

Describe how you cared for the horse after the ride. _____

You must break a green horse for riding. Briefly describe how this was accomplished. _____


You must have assisted in horsemanship instruction. What was the nature of this instruction? _____

You must teach beginners at least 3 aspects of horsemanship or stable management.
What was the nature of this instruction?

List the names of at least 2 horse magazines that you read on a regular basis.

1) _____ 2) _____

Do you own at least 4 books about horses? _____ List the titles and authors.



<i>Title</i>	<i>Author</i>
1.	
2.	
3.	
4.	

Briefly describe how you would instruct a beginner to wisely go about selecting and buying a horse: breed, suitability, cost, source, health, and soundness. _____

Design and sketch a horse facility * stalls, tack room, feed room etc.

Design and sketch 2 kinds of fences suitable and safe for horses.



You must attend an intensive riding short course or clinic, 1 day minimum. DATE: _____

Name of chief instructor _____

You must have observed or assisted with the breeding of a mare.. DATE: _____

Location: _____ Manager or veterinarian _____

You must have observed or assisted with the proper care of a mare prior to, during and after foaling.

DATE: _____ Location: _____ Manager or veterinarian _____

Consult with a veterinarian or professional about a basic preventative medicine program for your horse and outline the details. _____

Briefly discuss trailer safety and safety for transporting horses. _____

With the help of your Extension Agent take, prepare, and have analyzed a hay sample for forage test.

List the kind of hay and test results below:

With the help of your Extension Agent take, prepare and have analyzed a soil sample for a horse pasture. Record below the test results and fertilization recommendations. _____

Briefly discuss pasture management for horses. _____

Briefly discuss some of the problems which may be involved with grazing of sorghum type plants. _____

Briefly discuss proper ways to handle and to dispose of horse manure. _____

Give the date, name, & location of 4-H functions, other than horse, you attended at the county, district, & state level

Date	Name of Function	Location	County, district, state
_____	_____	_____	_____
_____	_____	_____	_____
_____	_____	_____	_____
_____	_____	_____	_____

List 5 demonstrations you presented at 4-H club meetings, events, or activities, 3 must have been about horses.

Date	Topic	Location
_____	_____	_____
_____	_____	_____
_____	_____	_____
_____	_____	_____
_____	_____	_____

List 4 or more 4-H projects you completed other than the 4-H horse project.

Give the year or years during which you have served as a 4-H Teen Leader. _____


Discuss at least one community service project that you conducted with your club. _____

Discuss at least one program that you conducted or assisted with for either riding for the handicapped or for youth not able to own a horse

Discuss your plans for future involvement with horses. _____

Knowledge: Trace or draw the following, and label and identify the various parts.

Skeleton of the Horse



Reproductive Tract of the Mare

Digestive System of the Horse

Parts of the Pastern and Hoof (Cannon to toe) Do three sketches * exterior, cut away section & bottom surface of the hoof

Determine the age of a horse by examining its teeth in the presence of a leader or designated inspector.

4-H Leader

Date



List several parasites which cause problems for the horse.


Internal

External

Discuss the acceptable calcium and phosphorus ratios in a horse feed.

List and discuss causes, prevention and possible solutions for at least 5 common stable vices for the horse.

Other than color or teeth, list or discuss at least 2 ways to provide a positive identification system for the horse.



List the minimum medicine and veterinary materials needed in a stable and the use of each.

Medicine or Material

Use

Medicine or Material	Use
-----	-----
-----	-----
-----	-----
-----	-----
-----	-----
-----	-----

Briefly outline things you have done to stress the ways to prevent accidents with horses & with people working with horses.

Briefly outline things you have done to prevent fire hazards in horse barns or stables. _____

Briefly outline ways in which horse farms or stables may continue to operate on a basis to conserve as much energy as possible (fuel, electricity, etc.).

Review budgets for horse operations, or your record book and briefly discuss ways to reduce operating costs and/or increase profits.

Compare the following kinds of hay.

	TDN	% Digestible Protein	Calcium grams Per lb	Phosphorus grams per lb
ALFALFA	_____	_____	_____	_____
TIMOTHY	_____	_____	_____	_____
ORCHARD GRASS	_____	_____	_____	_____



Dismounted Abilities

Give the date on which you properly demonstrated the following dismounted abilities to a designated inspector or leader. You must do at least 12 of the following, additional tests may also be added but not substituted.

	Date	Signature of Leader
1. Harness, hitch & drive a horse or a team, expert supervision		
2. Pack a horse for a packing trip ride		
3. Prepare one foot for shoeing, directly supervised by a farrier		
4. Shoe one foot, directly supervised and assisted by a farrier		
5. Administer a de-worming agent, advised by a veterinarian		
6. Recognize good quality and poor quality hay		
7. Diagram a hunter course		
8. Diagram standard courses for barrel racing and pole bending		
9. Diagram a suitable horse show trail course		
10. Tack on a loose shoe, expert supervision		
11. Show how a horse is trained in long lines		
12. Discuss one humane method of euthanasia (putting down) a horse		
13. Prepare and submit a stable activities schedule		
14. Show how to present a horse for pulse and respiration checks on a trail ride		
15. Prepare and submit a stable management record and expense book		
16. Point out the desirable and undesirable breed characteristics of 3 horses of different breeds		

	Date	Signature of Leader
17. Study horse genetics & discuss the possible mating of a given mare with a given stallion with a knowledgeable breeding farm manager		
18. Point out the desirable and undesirable conformation features of 3 horses		
19. Point out the desirable & undesirable features in way-of-going in 3 horses		
20. Demonstrate longeing		
21. Discuss the reproductive cycle of the mare		
22.		
23.		
24.		
25.		

Mounted Abilities

Give the date on which you properly demonstrated the following mounted abilities to a designated inspector or leader

	Date	Signature of Leader
1- Must Do --- participate in an overnight ride and care of mount under field conditions		
2- Must Do -- Demonstrate the ability, actual mounted work, to ride any 4 of the following Different kinds of horses at prescribed gaits		
A. Hunter over fences		
B. Saddle horse		
C. Walking horse		
D. English pleasure horse		
E. Western pleasure horse		
F. Reining horse (run a pattern)		
G. Roping horse (rope a calf)		
H. Cutting horse (cut cattle)		
I. Competitive ride trail horse * 20-mile or more ride		
J. Gymkhana (run barrel & pole bending course in good fashion & time)		
K. Dressage horse (satisfactorily complete a second-level ride)		
3- Must do-- Basic schooling of a "green" horse		

Specialized Test Must do

Each rider must design a series of specialized tests according to his or her background and area of specialization. This must be planned with the direct advice of a professional specialized in the area concerned. The tests should be written up and submitted to the state Extension Horse Specialists for any revisions and approval before beginning the tests. After approval, must do contract, the test should be written up below and completed.

Tests:

Personal Development * Community Pride Options

- MArrange for a film to be shown at your club meetings.
- MParticipate in a community service or community pride project.
- MPresent a demonstration or illustrated talk to a group other than your 4-H group.
- MServe as host for a 4-H meeting. See that everyone is welcomed and made comfortable.
- MLead the Pledge of Allegiance or 4-H pledge at a 4-H meeting, lead a song or game at a meeting
- MServe as chair of a club committee. MServe as a camp counselor.
- MHelp organize and conduct a trail ride. MHelp conduct a horse show.
- MPreside at a 4-H project or club meeting. MHelp organize a Horse Bowl.
- MParticipate in a radio or television program. MHelp organize a horse farm tour.
- MHelp a leader work with a younger member. MWrite a news story for a local paper.
- MServe as a junior leader for a 4-H horse group. MDemonstrate riding aids to your club.
- MOrganize and conduct a 4-H judging contest.
- MServe as a counselor to younger 4-H members.
- MServe as clerk, show chairperson at a 4-H show.
- MServe as an apprentice judge at a 4-H horse show.
- MAttend a district or state animal science workshop.
- MMake arrangements for a tour by your project group.
- MParticipate in a horse judging or identification contest.
- MObtain three or more new horse members for your club.
- MSecure a speaker to talk at one of your project meetings.
- MHelp organize, train, and participate in a mounted drill team.
- MDevelop and exhibit a science display which is related to horses.
- MHelp organize and conduct an educational tour or demonstration.
- MExplore a career associated with horses and report on that career to your project group.
- MPlan a fun activity for your club or project group that is separate from a regular meeting.
- MPrepare a display, pictures, clippings, objects, that can be educational or helpful in stressing—clean air, clean land, or clean water. Conversing natural resources, conserving energy, or practicing safely.

Develop your own option with your leader's approval.

Option: _____
date passed _____ Approved by _____

Option: _____
date passed _____ Approved by _____

Option: _____
date passed _____ Approved by _____

This is to certify that _____
is qualified and has completed all of the
Advanced Horseman requirements for Level IV
of the 4-H Horse Advancement Program.

4-H Leader

* _____
Date

Extension Agent

* _____
Date

