

Self-Watering Urban Planter

DRAWING DEMONSTRATION

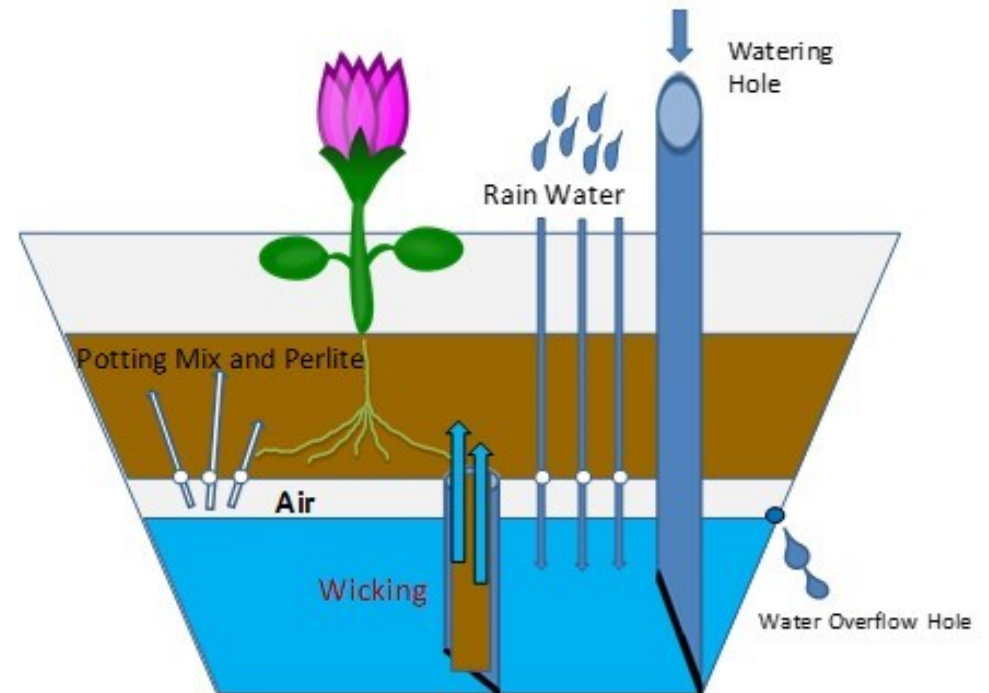


ADVANTAGES

- ✓ Saves water & time in limited spaces, small yards, townhouse and apartment living
- ✓ Water and nutrients can be recycled and reused.
- ✓ Makes plants easier to transport; change position with decoration or season
- ✓ Control of media such as acid loving plants and different soil composites

WATCH VIDEO TUTORIAL LINK:

➤ <https://youtu.be/kZQvAKnTif8>



Prepared by: UF/IFAS Extension Master Gardener Volunteer
Amy Rielly-Florida-Friendly Landscaping Butterfly Team

Self-Watering Urban Planter

MATERIAL LIST

Prepared by: UF/IFAS Extension Master Gardener
Volunteer Amy Rielly-Butterfly Team



1) 17 in. Plastic Tapered Planter **\$9.98**

2) 5 gallon bucket lid **\$1.76**

3) PVC pipe 1-1/4 size 24 inches. Cut to 18" and 6" with 30-degree angle cut (**\$3.18**)

4) Potting Mix and Perlite **\$5.00**

5) Weed blocking fabric cut out circle - 12" diameter. (same size as lid) **\$0.50**

6) Nylon stocking (**\$0.50**)

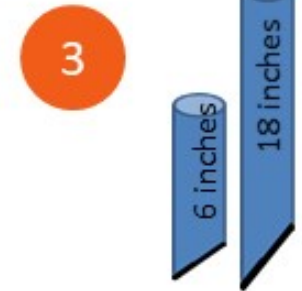
TOTAL COST \$20.92



Watertight container



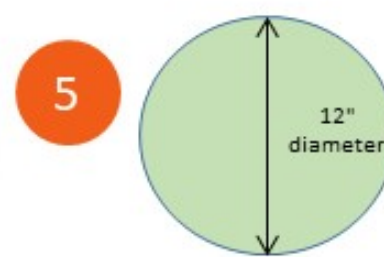
Bucket Lid



PVC Pipe



Potting Mix



Weed Fabric



Nylon Stocking

Note: Costs varies from \$20 to **FREE** (if you upcycle materials)

Lorna Bravo - UF/IFAS Extension Urban Horticulture Agent