



Florida-Friendly Shrubs for Perimeter Plantings

**Lorna Bravo, Extension Broward County Director and Urban Horticulture
Extension Agent**

**Julio Perez, Urban Horticulture Technician
UF-IFAS Extension Ed Broward County
3245 College Ave., Davie, FL 33314**

Current Situation with Hedges



Ixora X 'Nora Grant'



Murraya paniculata
'Lakeview'



Podocarpus macrophyllus

FORMAL HEDGES are usually monocultures, made up of one, (usually alien) species, and trimmed to conform to an angular shape

Current Situation with Hedges



Ficus benjamina



Phyllostachys aurea bamboo hedge

Bamboogarden..com

FORMAL HEDGES large or small, when grown in monoculture, may be destroyed by a single pest or disease. The greater number of species segments planted, the greater the chance that only one segment will be lost to disease or pests.

Current Situation with Hedges



Silver buttonwood-
Conocarpus erectus var. *sericeus*



Firebush- *Hamelia patens*

FORMAL or INFORMAL HEDGES of only one native species do NOT avoid the problem of a particular pest or disease destroying the entire planting, and must be suited to the soil type, exposure to salt spray, moisture, light and other conditions present at the site.

Current Situation with Screens and Informal Hedges



Golden Bamboo- *Phyllostachys aurea*
used as a privacy screen

Bamboo Garden

Oleander --*Nerium oleander*
informal large hedge/screen


Arizona State University Extension



- **Privacy screens and informal hedges** traditionally composed of one species
- Need to **increase diversity of species** used in each screen or informal hedge
- Need to **maintain** screens and informal hedges **with natural curves; reduce or eliminate angles.**

Current Situation with Hedges

Ficus benjamina
single species
hedge
destroyed by
Ficus thrips and
Ficus whitefly
along Nova
Drive in Davie



Many hedges in common areas managed by HOAs and COAs, municipalities and shopping centers are monocultures of *Ficus benjamina*, currently subject to Ficus whitefly, Ficus Thrips, Ficus scale and Ficus Gall Midge

Alternatives to Monoculture: Species Composition and Design

- **Avoid long segments of one species**; use segments of alternating species; go for **HIGHER SPECIES DIVERSITY**
- **Use aesthetically pleasing layers**, along with **bands or alternating blocks** that **vary texture and color** to **enhance focal points** of the landscape, and **reduce vulnerability to disease and pests**
- **Carefully select shrubs that are similar**, according to the following factors:
 - Drought resistance and water needs
 - Growth rates; flowering or fruiting time if applicable
 - Most commonly maintained heights
 - Shade or light tolerance
 - Salt spray and wind tolerance
 - Soil requirements, particularly whether the species must be well-drained and necessary organic content

Alternatives to Monoculture: Species Composition and Design

- You MAY NOT plant any species listed on “Non-Native species restricted by Federal, State or Local Laws in Florida”
<http://www.dep.state.fl.us/lands/invaspec/2ndlevpgs/pdfs/list.pdf>
- You should not plant any FDACS “regulated species,” that is, plants known or suspected to be potential carriers of disease affecting agricultural plants, such as:
 - *Zanthoxylum fagara*- Wild Lime
 - *Murraya paniculata*- Orange Jasmine
 - All species in the Lauraceae- Laurel family, native or alien (exotic)
- You should be aware of any plant toxins, skin irritants, spines, or thorns to make an informed decision regarding your choice of species

Multiple-Species Perimeter Plantings Increased Diversity and Layering



Small rooftop, Purple False Eranthemum alternated with another green foliage species, Singapore

Singapore Parks



Silver Buttonwood alternating with arborescent *Bouganvillea*, and a layer of larger Buttonwood to increase wind tolerance, Fort Lauderdale, FL

Multiple-Species Perimeter Plantings Increased Diversity and Layering



INFORMAL

Downy Jasmine layered with Ixora X 'Nora Grant' adjacent to Coccoplum and layered under Wax Myrtle, Tamarac, FL



FORMAL

Coccoplum foundation hedge segments interspersed with Yaupon Holly and Gumbo Limbo trees, with Faxahatchee grass foreground islands, Davie, FL

Multiple-Species Perimeter Plantings Increased Diversity and Layering



INFORMAL Hedge/Screen

Walter's *Viburnum* mixed with White Indigo Berry, Cape Coral, FL (above) used as a border planting (below)



FORMAL

Confederate Jasmine (ground) layered with Schilling's *Ilex* and *Ficus benjamina* segment (far left-starting to die-should be replaced) connecting to *Ixora* (far upper right) next to red stopper , Ft Lauderdale

Multiple-Species Perimeter Plantings Increased Diversity and Layering



Segmented informal hedge
Pittosporum and *Ixora* 'Nora Grant'
Iron fence imparts more formality



Clusia rosea 'nana' dwarf pitch apple
Layered with Japanese *Pittosporum*
And taller Green Buttonwood near the
building

Multiple-Species Perimeter Plantings Increased Diversity and Layering



Various sizes of Texas sage, dwarf yellow *Ixora* and other plants provide a short screen to a maintenance area.



Sea Grape privacy screen with Bald Cypress and Live Oak plantings




Dwarf *Mussaenda* informal hedge alternated with Coccoplum (far upper right) in strips

After we install a design, how do we maintain it? Through Pruning


Definition:

The removal of plant parts to induce plant growth in a particular manner




Reasons for Pruning

- **Size control**
- **Plant Health**
- **Safety- line of vision**
- **Training to a shape**
- **Improve appearance**
- **Highlight focal points**
- **Influence flowering, fruiting and/or vigor**

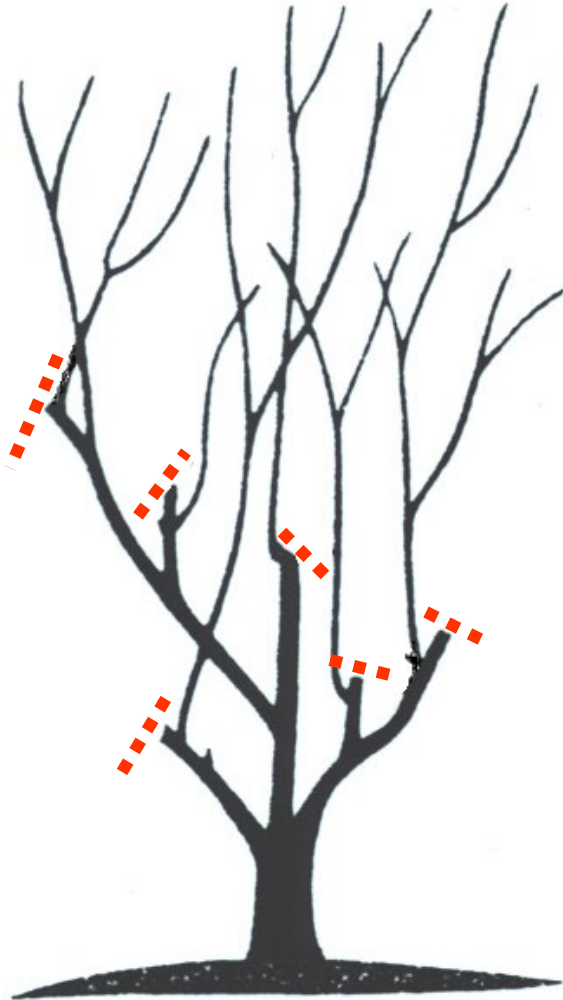


**Do Not remove
more than 1/4 of
the foliage at
one time**



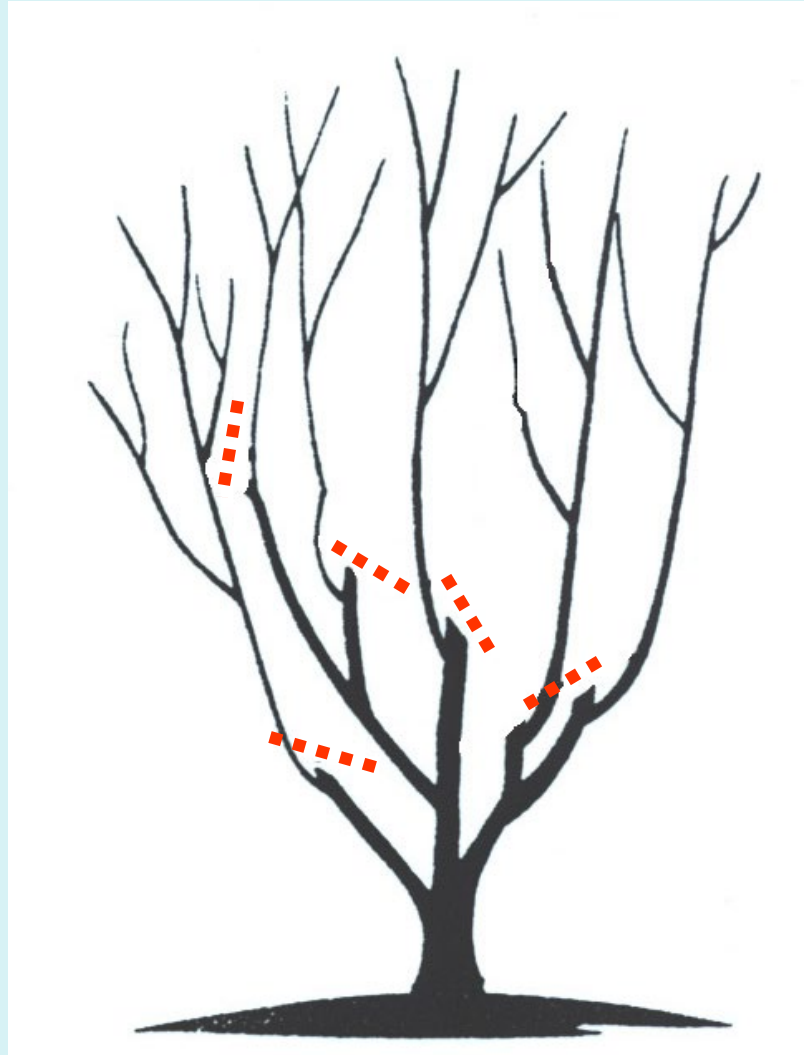
Pruning for Height and to Restrict Spread

Note: center branches are closer than before




Pruning to Increase Spread


Note: center branches are more open than before



Pruning Overgrown Plants



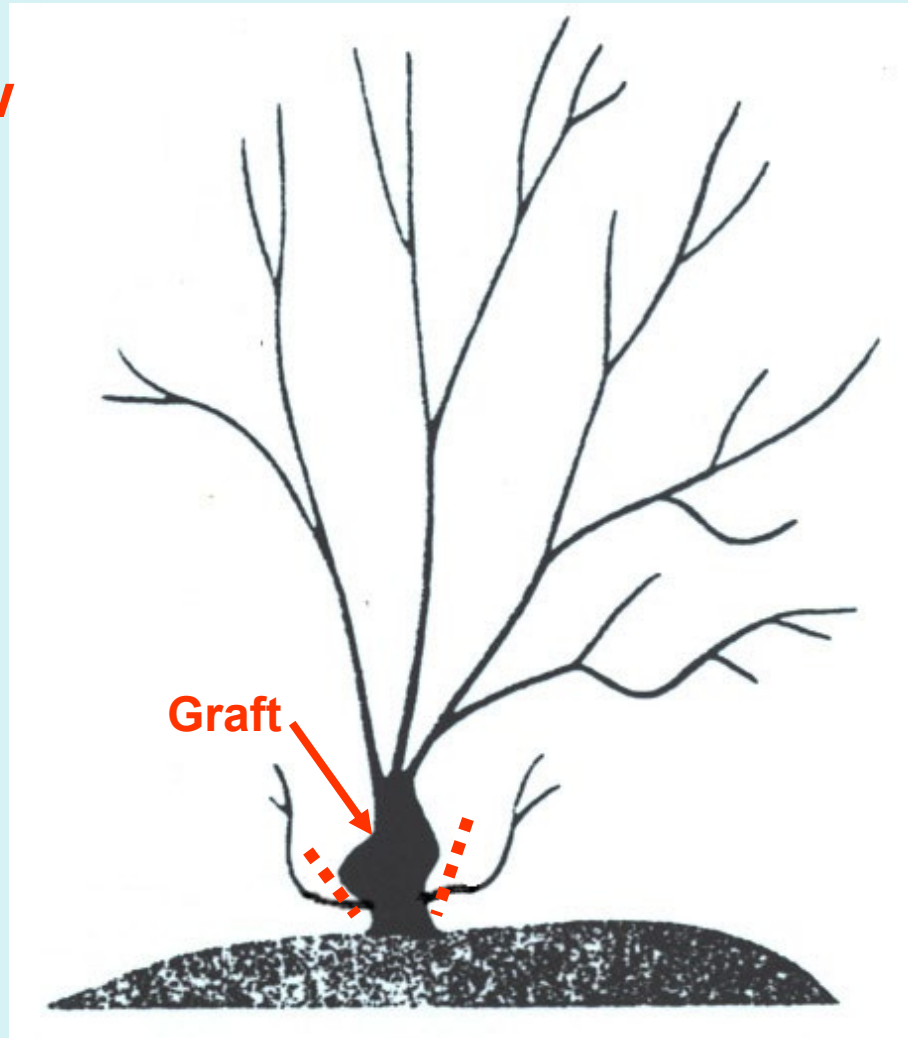
Before



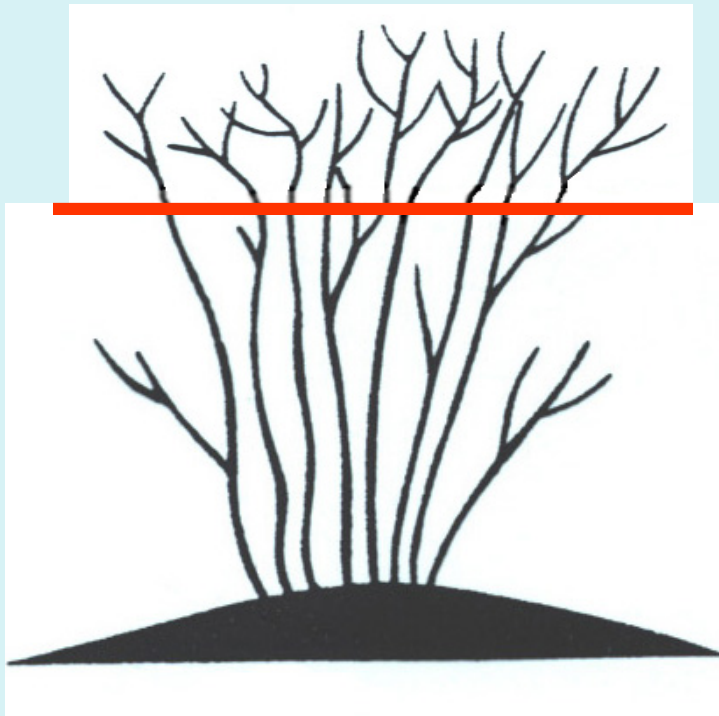
After

Pruning Grafted Shrubs

Remove new shoots that start below the graft



Pruning Shrubs **Incorrectly**

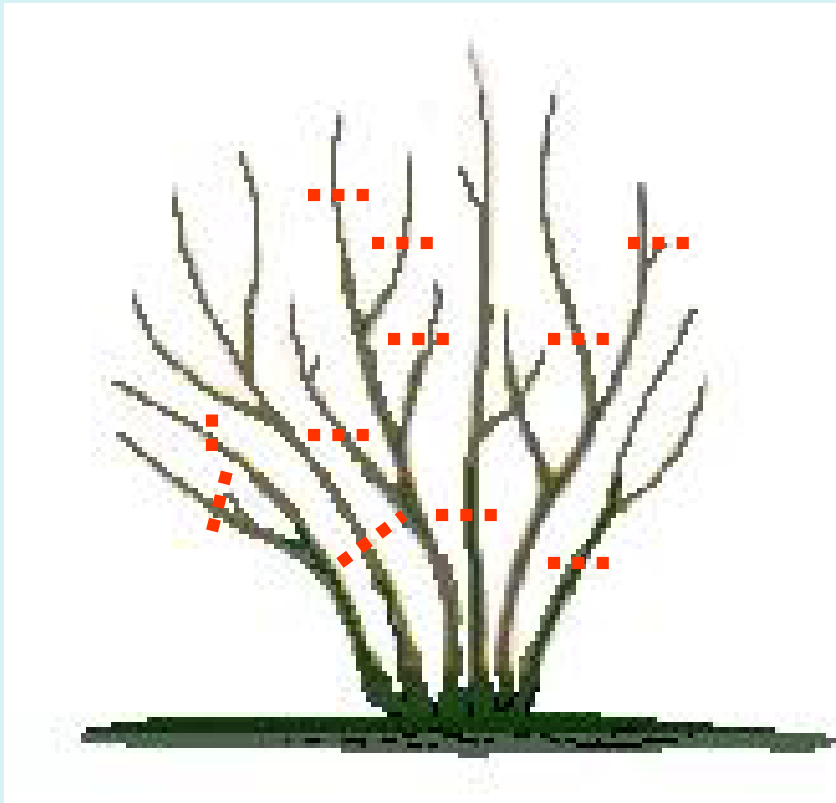


Growth Before



Growth pattern after cut

Pruning Shrubs for Informal Perimeter Plantings (hedges and screens)




Before Pruning




After Pruning

Correct Formal Hedge Profile



**Base wider than top
increases sun and rain to
the base and thicker foliage**



**Top wider than base
encourages leaf loss, less
vigorous growth, less sun
and rain to base, lower wind
tolerance**

Proper Formal Hedge Profiles

- For South Florida, we are concerned with organic matter that would accumulate on broad flat tops (1) along with less light caused by the rectangular shape, resulting in poor growth in the middle of the plant.
- Note that light is maximized with Numbers 2-5.

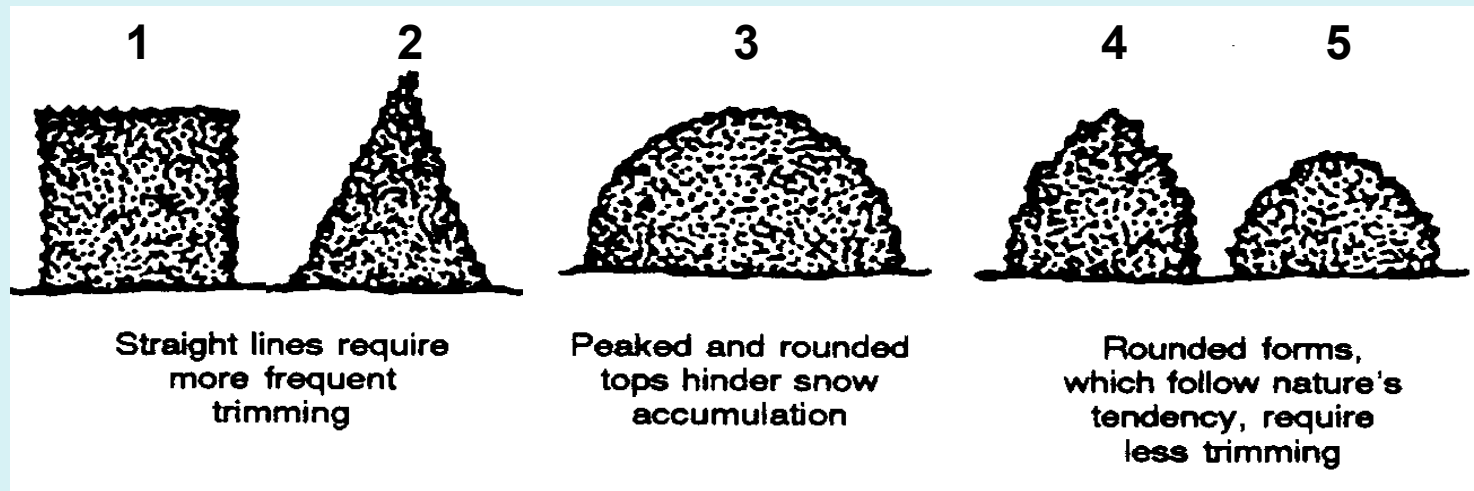


Illustration courtesy of
Texas A & M Extension

Broward County programs are open to all persons regardless of race, color, religion, national origin, gender, age, disability or sexual orientation. Disabled individuals are requested to notify program two days prior to program an auxiliary aids if assistance is required. Disabled parking space and wheelchair ramp are available.

“Pursuit to Section 503 of the Rehabilitation Act of 1973 and the Vietnam Era Veterans Readjustment Assistance Act of 1974 (As Amended) this University of Florida Affirmative Action Plan ensures equal employment opportunity and advancement opportunity to all individuals. The University does not discriminate in employment opportunities or practices on the basis of race, color, religion, sex (including pregnancy, childbirth or related medical conditions), national origin, ancestry, age, disability, family care status, protected veterans status, marital status, sexual orientation or any other characteristic protected by law.”

FOUNDATION FOR THE GATOR NATION: EQUAL OPPORTUNITY EMPLOYER