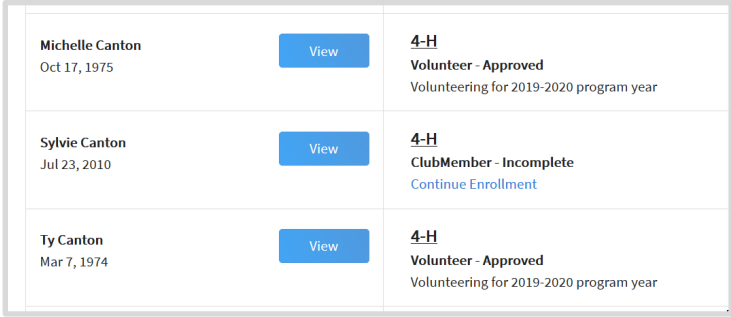
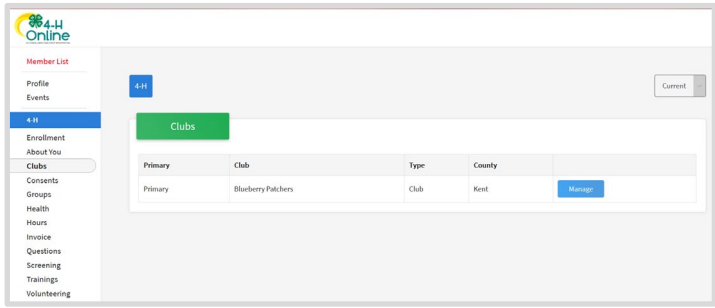



Club Leader Login Instructions

Before You Start

As a Club Leader, your enrollment must have approved and permissions assigned before you can login to the club.

Steps	Screenshots
<ol style="list-style-type: none"> 1. Login to 4-H Online with your family's 4-H Online email and password. 2. Locate your name in the list of members in your family. 3. Click the 'View' button next to your name. 	
<ol style="list-style-type: none"> 4. Click on Clubs in the navigation pane on the left side of the screen. 5. Click the Manage button for the Club. 	
<ol style="list-style-type: none"> 6. Enter the Unit (Club) PIN provided to you by the county office. 7. Click the Login button. 	
<p>8. You will be able to download the Club Roster for your Club.</p> <p>Additional functionality will be added soon!</p>	