

Tips

- Install native plants that can survive on rainfall alone (after establishment) so permanent irrigation systems are not needed.
- Choose native species that are compatible with your site conditions (sunlight, soil moisture, pH).
- Build soil fertility by adding compost, mulch, and recycling yard wastes such as leaves on site.
- Use alternative native groundcovers instead of turfgrass.
- Avoid use of synthetic chemicals.



The first step towards creating sustainable landscapes is rethinking what a yard could be. Traditional landscapes often have minimal tree canopy, extensive area in turfgrass, and non-native ornamentals that need frequent maintenance. In a bay friendly landscape, native trees provide canopy cover and shade, many species of native drought-tolerant plants are planted for biodiversity, pollinator plants are included, and organic mulch is used in landscape beds to improve plant growth. By working with nature, we can reduce landscape irrigation and pesticide use. Plant selection is key to protecting Florida's natural ecosystems. Choose native plants that are aesthetically appealing, low maintenance and provide food and habitat for wildlife. Depending on your situation, you may choose plants that serve a function, such as bunching grasses with deep roots to prevent erosion.



UF | IFAS Extension
UNIVERSITY of FLORIDA



This brochure was created by UF/IFAS Extension Hillsborough County and the printing funded by the Tampa Bay Estuary Program. For more information on bay friendly landscaping visit sfyl.ifas.ufl.edu/hillsborough

An Equal Opportunity Institution.

UF | IFAS Extension
UNIVERSITY of FLORIDA
























































Bay Friendly Landscaping



Did you know that what you do in your own landscape can affect your watershed?

Florida has a growing population, and a limited supply of fresh water. Over 50% of our freshwater supply is used unnecessarily in lawns and landscapes. Home landscape activities such as irrigation, fertilization and pesticide use can contribute to the pollution of Florida's water bodies, such as the Tampa Bay. There is a better way to design and maintain our yards in a way that protects our natural resources. By choosing low maintenance native plants, our landscapes can conserve water, reduce chemicals, and support wildlife. Use this brochure to guide your landscape planting decisions to save money and protect our environment.

Select Low Maintenance Natives for Tampa Bay Area

Plant Type	Common Name	Scientific Name	Height	Spread	Bees	Butterflies	Birds
Grasses	Lovegrass	<i>Eragrostis spectabilis</i>	3'	2'	–		
Grasses	Muhly Grass	<i>Muhlenberghia capillaris</i>	4'	3'	–	–	
Groundcovers	Beach Sunflower	<i>Helianthus debilis</i>	3'	8'			
Groundcovers	Coontie	<i>Zamia floridana</i>	4'	5'	–		–
Groundcovers	Frogfruit	<i>Phyla nodiflora</i>	1'	1'			–
Groundcovers	Mimosa	<i>Mimosa strigulosa</i>	1'	1'			–
Flowers	Black-eyed Susan	<i>Rudbeckia hirta</i>	3'	2'			–
Flowers	Coreopsis	<i>Coreopsis lanceolata</i>	3'	2'			
Flowers	Milkweed	<i>Asclepias incarnata</i>	4'	2'			–
Flowers	Porterweed	<i>Stachytarpheta jamaicensis</i>	5'	3'			
Flowers	Tropical Sage	<i>Salvia coccinea</i>	4'	2'			–
Shrubs	Beautyberry	<i>Callicarpa americana</i>	6'	6'			
Shrubs	Blueberry	<i>Vaccinium darrowii</i>	12'	8'		–	
Shrubs	Elderberry	<i>Sambucus canadensis</i>	15'	10'		–	
Shrubs	Firebush	<i>Hamelia patens</i>	20'	10'			
Shrubs	Saw Palmetto	<i>Serenoa repens</i>	10'	8'			
Shrubs	Wax Myrtle	<i>Myrica cerifera</i>	15'	8'	–		
Trees	Cabbage Palm	<i>Sabal palmetto</i>	100'	20'			
Trees	American Elm	<i>Ulmus americana</i>	70'	40'	–		
Trees	Live Oak	<i>Quercus virginiana</i>	80'	60'	–		
Trees	Red Cedar	<i>Juniperus virginiana</i>	40'	20'	–	–	
Trees	Red Maple	<i>Acer rubrum</i>	70'	35'	–		
Trees	Sea Grape	<i>Coccoloba uvifera</i>	35'	50'			
Vines	Coral Honeysuckle	<i>Lonicera sempervirens</i>	10'	10'	–		
Vines	Passionvine	<i>Passiflora suberosa</i>	10'	10'	