




4-H Cloverbud Poultry Project Record Book



Name: _____ Age: _____

Club: _____

4-H Leader: _____

Getting Started...



What is “poultry”? Poultry is a word we use to describe chickens, turkeys, ducks, quail, pigeons, and geese.

This year I want to learn these things about poultry:

This year try to do some of the activities from this list:


1. Tell my club something I learned about my project.
2. Show my club something I learned to do with my project.
3. Visit a poultry farm.
4. Go to a poultry show (other than the Osceola County Fair).
5. Show your project poultry at the Osceola County Fair.
6. Hatch some eggs.
7. Take pictures of your project poultry.




All About my Project Poultry...

Name	Breed	Sex

Draw a picture of your project poultry:



Taking Care of my Poultry...



Where do you keep your poultry?

What do you feed your poultry?




Do you collect eggs from your poultry?

Yes No

If yes, how many eggs do you collect each day? _____

The Parts of a Chicken...

Write in the parts of the chicken and color it to look like your project chicken!



Parts of a Chicken:

Comb

Wattles

Breast

Beak

Vent

Hock

Wing

Shanks

Breeds of Chickens...



Choose two breeds of chickens and do the following:

1. List the breeds.
2. Decide if each breed is used for meat or eggs.
3. Draw and color a picture of the breed.


Breed: _____

Meat or Eggs

Breed: _____

Meat or Eggs

Project Story...



Talk about what you did with your 4-H poultry project this year:



Project Pictures...

**Glue some pictures of
you with your project here.**

