



4-H Cloverbud Rabbit Project Record Book



Name: _____ Age: _____

Club: _____

4-H Leader: _____


Getting Started...

This year I want to learn these things about rabbits:




This year try to do some of the activities from this list:

1. Tell my club something I learned about my project.
2. Show my club something I learned to do with my project.
3. Visit a rabbit breeding farm.
4. Go to a rabbit show (other than the Osceola County Fair).
5. Show your project rabbit(s) at the Osceola County Fair.
6. Raise some bunnies.
7. Take pictures of your project rabbits.



All About my Project Rabbits...



Name	Breed	Sex

Draw a picture of your project rabbit(s):

Taking Care of my Rabbits...




Where do you keep your rabbit(s)?

What do you feed your rabbit(s)?

What is the proper way to hold your rabbit?

The Parts of a Rabbit...

Write in the parts of the rabbit and color it to look like your project rabbit!



Parts of a Rabbit:

Tail

Ear

Belly

Nose

Back

Foot

Eye

Mouth


Breeds of Rabbits...

Choose two breeds of rabbits and do the following:

1. List the breeds.
2. Decide if each breed is used for meat or fur.
3. Draw and color a picture of the breed.


Breed: _____

Meat or Fur



Breed: _____

Meat or Fur



Project Story...



Talk about what you did with your 4-H rabbit project this year:



Project Pictures...

**Glue here some pictures of
you with your project.**

