


Clothing

Mini-Project Book



K-3RD GRADE PROGRAM

This project also requires the
My Cloverbud 4-H Project Summary
http://osceola.ifas.ufl.edu/pdfs/4H/CB_Report_Summary.pdf



In this Mini-Project you will learn:

- Why we wear clothes
- How our clothes express our personalities
- How to look your best
- How people of other cultures dress
- Names of clothing people in other countries wear

A Note for Parents or Guardians

This Clothing Care project book is designed for children to complete with assistance from a parent or guardian. In addition to learning about clothing, children will develop competencies in life skills including:

- Social interactions
- Decision-making
- Health and physical fitness
- Self-understanding
- Learning to learn

The *Clothing Activity Guide* offers additional activities, designed to supplement the information in this project book in group settings. Please refer to the *Activity Guide* for more suggestions for helping children gain valuable life-skills and practical information on this topic.



Fun



Things To Do

Directions for Parents and Guardians:

These are activities you and your child can do in this clothing and grooming project book. Discuss each activity with your child and make a check by the ones you decide to do together.

- ☐ Color favorite clothes
- ☐ Learn when to wear certain types or styles of clothing
- ☐ Decide what clothes to wear for each season
- ☐ Practice forming letters of the alphabet
- ☐ Identify uniforms some people wear
- ☐ Begin a daily good grooming routine
- ☐ Learn how to bathe properly
- ☐ Practice good dental care
- ☐ Learn how to brush hair properly
- ☐ Learn how and when to wash hands
- ☐ Solve a clothing maze
- ☐ Play a matching game to learn about clothes from other countries
- ☐ Make a scrapbook of your favorite clothing styles
- ☐ Complete a clothing word search
- ☐ Learn names of clothing from other countries



We wear clothes ...

... to look nice for
special times



... to work in.






We wear clothes...



... to play in




... to show we are part of a group or team.


Winter, spring, summer, fall ... we change clothes each season because of the changing weather. How hot or cold it is outside helps us decide what clothes to wear.

Draw a line to match the clothes to the season.

Winter



Spring



Summer



Fall



Some people wear special clothes,
called uniforms.

NURSE



Trace the name of people
wearing uniforms and then
say it out loud.

MAILMAN

FOOTBALL
PLAYER



Good grooming is important to help us look and feel our best.
Every day it is important to:



Take a bath
with warm
water, soap,
a clean
washcloth
and towel.

Brush and floss
your teeth at
least twice a
day for a
sparkling smile.






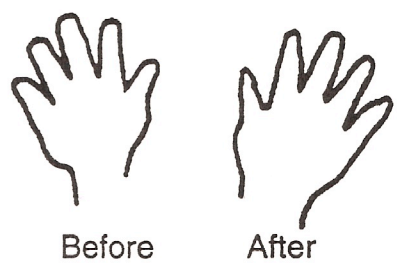
Wash your
hair often with
shampoo.

Make sure
your hair is
clean,
combed
and
brushed.



Good grooming also means washing your hands when they are dirty. Look at these pictures. Circle the best time to wash your hands.





Some people in some other parts of the world do not always dress the same as people in the United States. We can learn a lot about people who live in other countries by learning about their clothing. People wear clothes which are suited to the weather where they live.




In Japan many women wear kimonos (**Key-mōn-ohs**) for special occasions. The sash worn around the kimono is called an obi (**oh-bee**).



Some African men wear dashikis (**duh-shē-key**). A dashiki is a tunic-like garment. It is decorated by dyeing cloth, and sewing beads onto the fabric.




Women who live in India wear saris (sar-ē). A sari is a cloth that is wrapped around the body to make a dress. Men who live in India wear the dhoti (do-tē). Dhotis are similar to pants. They also wear turbans, or small black hats on their heads. The colors of saris and dhotis may identify different religions.



People who live in Mexico wear a special head covering called a sombrero (sum-brer-ō).


A sombrero is a broad-brimmed hat made of straw or felt. It is worn for protection from the sun.

People who live in the Netherlands wear sabots (**sah-bōtz**). This is a heavy wooden shoe. Some of the shoes are leather with a wooden sole. The klompen is a sabot that is shaped and hollowed from a single piece of wood.




Eskimos live in Greenland, the northern part of North America and eastern Siberia. Because it is so cold where they live, Eskimos make hooded parkas from caribou (**kar-uh-boo**) skins. They also use seal skins to make some of their clothes.



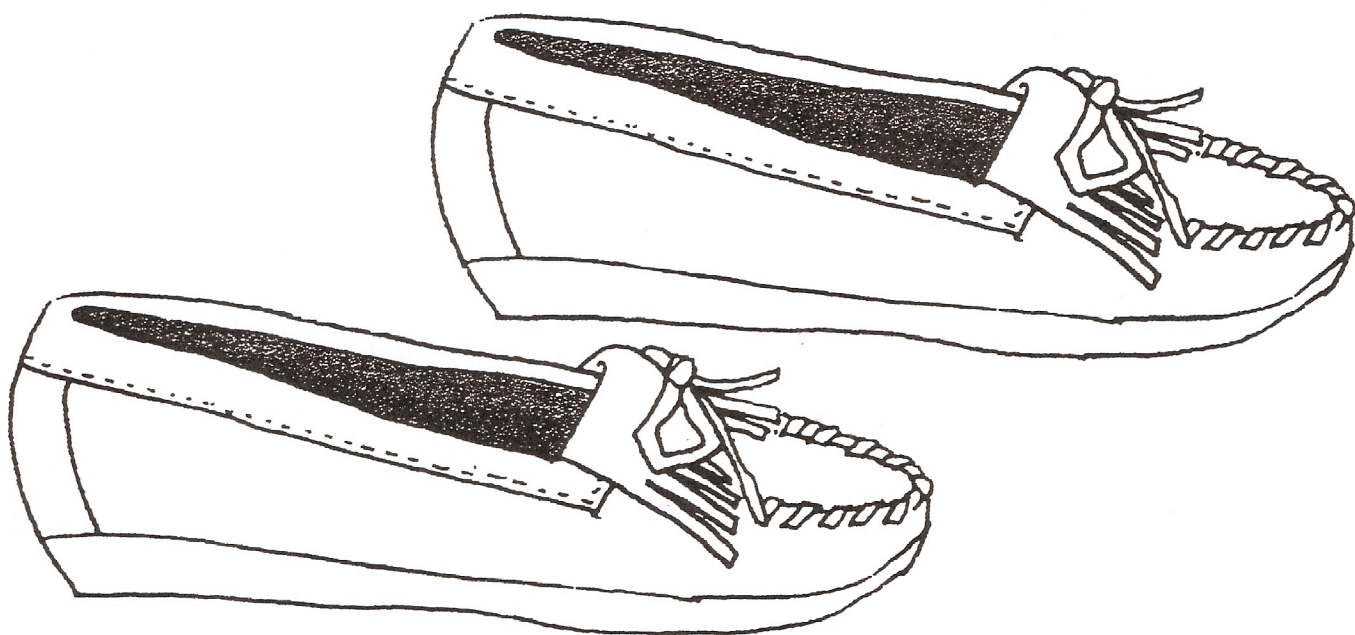


Men who live in Scotland wear a knee-length, pleated skirt called a kilt. The cloth for kilts is made by a repeating pattern, called a plaid. There are many different plaid designs. Many families in Scotland have their own special plaid.

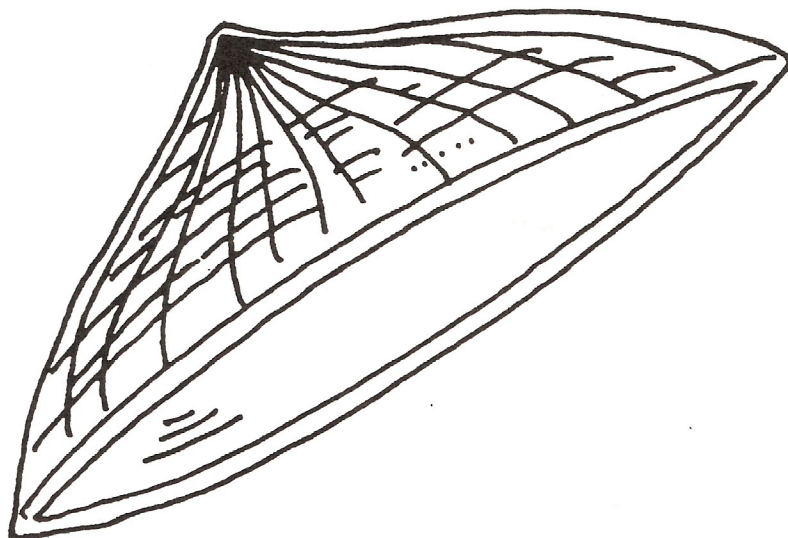
People who live in Hawaii sometimes wear necklaces of flowers. This necklace is called a lei (lā). Leis are also given to visitors to welcome them to Hawaii.



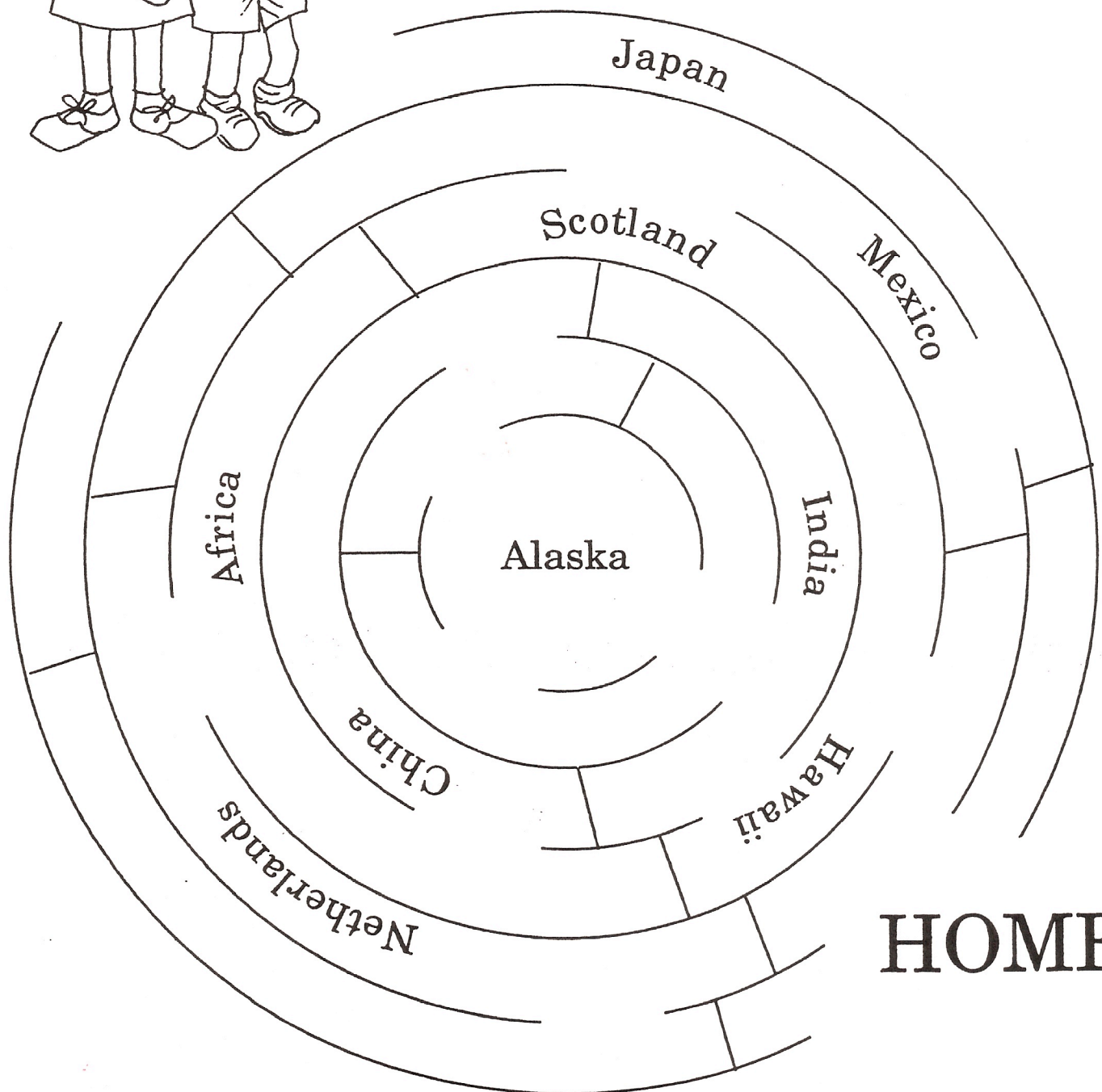
Native Americans wore moccasins made of buckskin. Other clothing was made from animals that they hunted in the regions where they lived.



In China, men and women wear straw hats with a turned-down brim. The hat protects them from the sun while they are working in the fields.



Navigate your way around the world



HOME!

Parent/Child Fun Things To Do

1. Look through magazines and catalogues and find pictures of clothes you both like.
2. Make a collage of your favorite types of clothes.
3. Make paper dolls from paper grocery bags. Color the clothes.
4. Visit the public library and look for books that are about clothes.
5. Go to a store that sells children's clothing and compare prices of different garments.
6. Talk to someone from another country or culture about their clothes.
7. Find a book about clothes from other countries. Read the book out loud.
8. Look at some clothes your parents used to wear. Play "dress up" and have a teddy bear tea party.
9. Think about clothing in other countries and cultures. If you could wear anything else, what would it be? Use this page to draw a picture of yourself in an outfit from another place.



Fun Things I Did

Directions:
These are the things you and your child could have done in this clothing/grooming project book. Discuss each activity with your child and make a check by the ones you did together.

- Colored my favorite clothes ☐
- Learned when certain types/styles of clothes are worn ☐
- Decided what clothes to wear for each season ☐
- Practiced forming letters of the alphabet ☐
- Identified uniforms some people wear ☐
- Began a daily good grooming routine ☐
- Learned how to bathe properly ☐
- Practiced good dental care ☐
- Learned how to properly brush hair ☐
- Learned how and when to wash hands ☐
- Solved a clothing maze ☐
- Played a matching game to learn about clothes from other countries ☐
- Made a scrapbook of my favorite clothing styles ☐
- Completed a clothing word search ☐
- Learned names of clothing from other countries ☐

4-H'er _____

Parent/Guardian _____

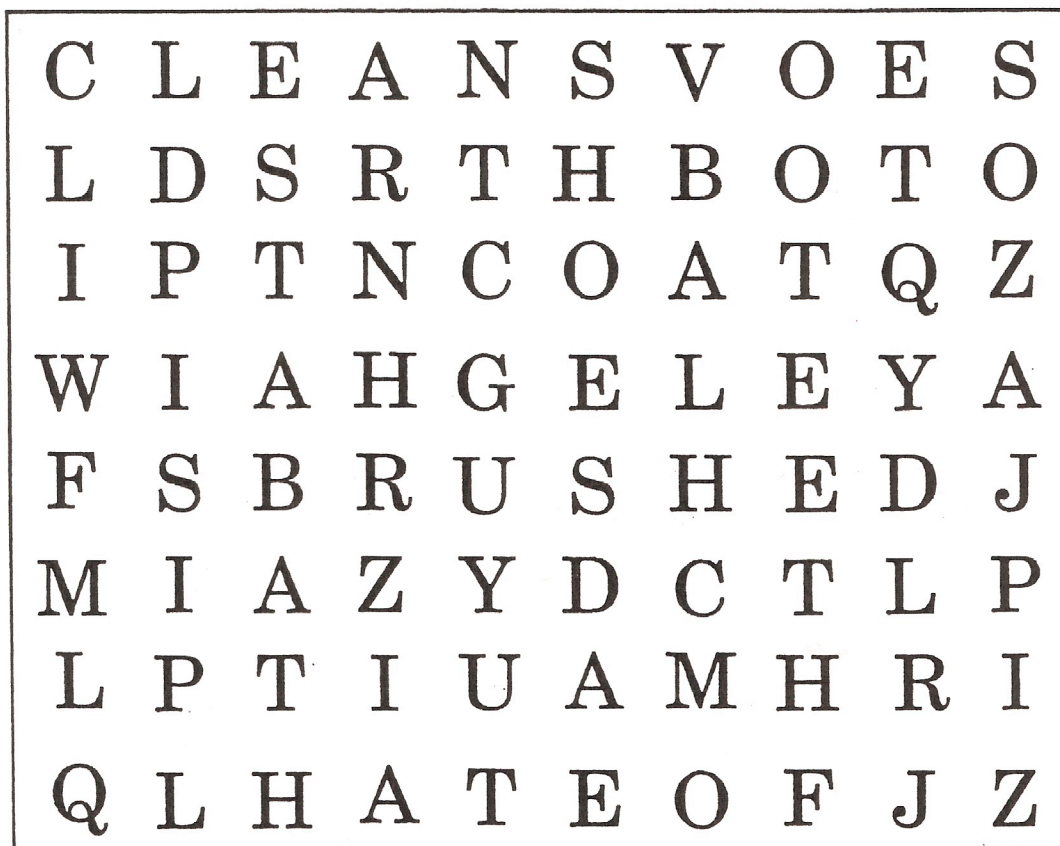
Clothing Word Search

See if you can find these words:

- hat
- shoes
- coat
- clean
- brush
- bath
- teeth

Some go D
O
W
N

Some go ACROSS




North Carolina Cooperative Extension Program

North Carolina Agricultural and Technical State University at Greensboro, North Carolina State University at Raleigh and the U.S. Department of Agriculture cooperating, Greensboro, N.C., D. D. Godfrey, Administrator. Distributed in furtherance of the Food and Agriculture Act, September 29, 1977, PL 95-113, Sec. 1444, as amended. An Equal Opportunity Employer.

North Carolina A&T State University is committed to equality of educational opportunity and does not discriminate against applicants, students, or employees based on race, color, national origin, religion, gender, age or disability. Moreover, North Carolina A&T State University is open to people of all races and actively seeks to promote racial integration by recruiting and enrolling a larger number of white students.

Clothing



Developed by:

Ellen Smoak, Ph.D.

Extension Clothing & Textile Specialist

North Carolina A&T State University

Special Thanks to:

Shirley B. Rouse, Ph.D.

Extension 4-H Youth Development Specialist

North Carolina A&T State University