Clothing

Mini-Project Book

This project also requires the
My Cloverbud 4-H Project Summary
http://osceola.ifas.ufl.edu/pdfs/4H/CB_Report_Summary.pdf

K-3RD GRADE PROGRAM



In this Mini-Project you will learn:

- Why clothes should be clean
- How to get clothes ready to wash
- How to put away clean clothes

A Note for Parents or Guardians

This Clothing Care project book is designed for children to complete with assistance from a parent or guardian. As a series of experiential learning activities, this project book will teach children:

- Social interactions
- Decision-making
- Health and physical fitness
- Self-understanding
- Learning to learn

The *Clothing Activity Guide* offers additional activities, designed to supplement the information in this project book in group settings. Please refer to the *Activity Guide* for more suggestions for helping children gain valuable life-skills and practical information on this topic.

Fun Things To Do

Directions:
These are the things you and your child can do in this clothing care project book. Discuss each activity with your child and make a check by the ones you decide to do together.

- ❑ Draw and color favorite clothes
- ❑ Clean and polish shoes
- ❑ Decide if clothes are dirty and need to be washed
- ❑ Find a place to put dirty clothes before they are washed
- ❑ Develop a habit of emptying pockets when clothes are removed
- ❑ Decide when clothes need to be washed
- ❑ Learn how to remove stains from clothes
- ❑ Identify repairs clothes need before they are washed
- ❑ Sort dirty clothes into categories
- ❑ Identify clothes that need to be ironed
- ❑ Fold or hang clean clothes
- ❑ Complete a clothing care crossword puzzle
- ❑ Complete a clothing care word hunt
- ❑ Make a clothing care chart

Why clothes should be clean

Clean clothes are important. It's important to take care of your clothes because they cost money. Clothes will look better and last longer if they are kept clean.



Don't forget about your shoes! Shoes should be kept clean also. Leather or vinyl shoes should be polished. Most canvas shoes can be washed in a washing machine.

Look at all of your shoes. Do any of them need to be cleaned? Decide the best way to clean them and do it. Be sure to look for a care label on your canvas shoes — to be sure they can be washed in a washing machine.

Wear clean clothes and shoes and you will feel good about yourself. If you feel good about yourself, you will wear a smile on your face.

Getting clothes ready to wash

When you take your clothes off, check to see if they are soiled or dirty. If they are, place them in a clothes hamper or basket.

If the clothes are not dirty, hang them back in the closet, or fold them and carefully put them on a shelf or in a drawer.

Circle the clothes that need to be washed.

Dirty clothes should be kept in a clothes hamper or laundry basket until it is time to wash them. Before clothes are washed, there are several things you need to do.

Make sure all pockets are empty. Toys, coins and other things left in pockets may damage clothes and the washing machine.

Most stains or spots on clothes will come out in the wash if they are *pre-treated*. To *pre-treat* clothing, use a stain remover on the stain before putting clothes in the washing machine. Some stains and spots are hard to get out. Ask an adult to help you try to remove them.

Look at your dirty clothes. Are there any stains like ketchup or mustard that need to be pre-treated? If so and with an adult helping you, try to remove the stain before you wash the garment. You may need to use a commercial spot and stain remover.

Check your clothes for loose buttons, rips and tears before they are washed. If repairs are needed, do them before you wash the clothes. If you don't, the rip or tear may get worse in the washing machine.

Circle the place on these clothes that needs to be repaired. Draw a line from the place which needs repair to the words describing the repair needed.

Zipper fixed

Hole patched



Circle the place on these clothes that needs to be repaired. Draw a line from the place which needs repair to the words describing the repair needed.

Button sewn on

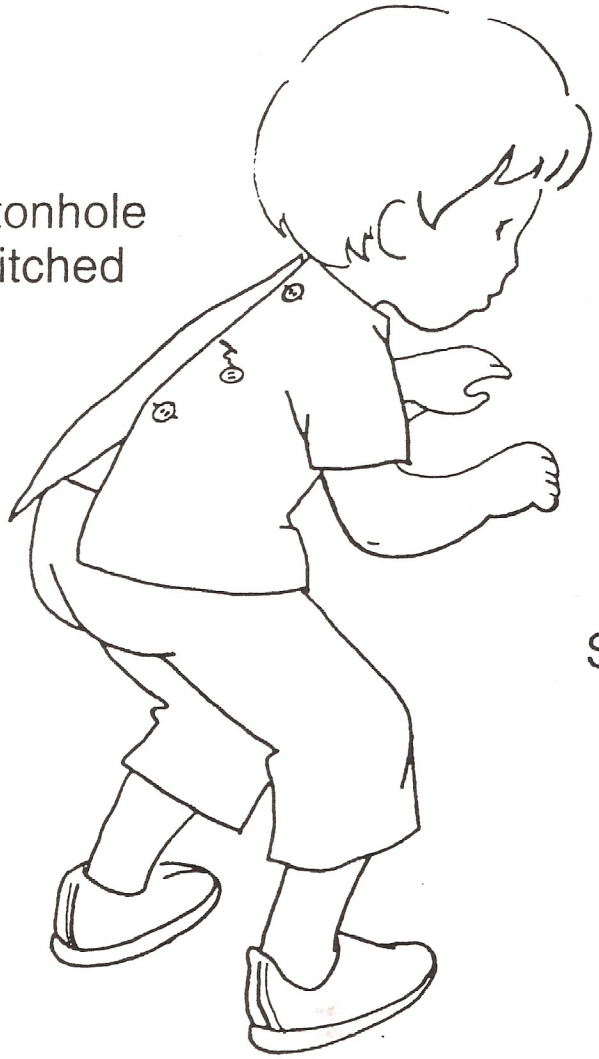

Buttonhole restitched

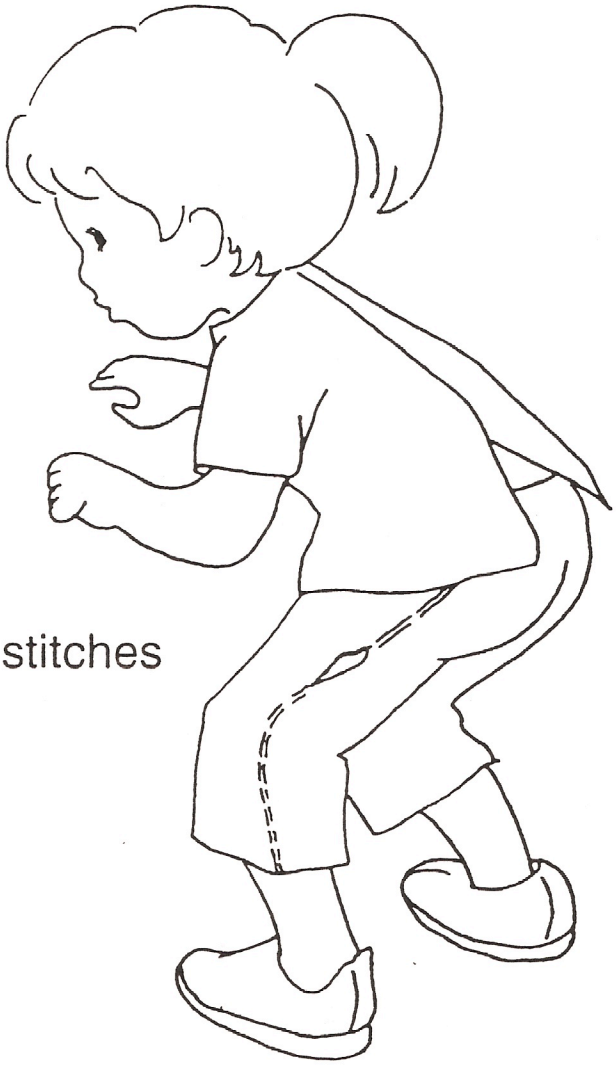

Seam stitches

Just before clothes are washed, you should put clothes which are alike together. This is called sorting. Clothes are sorted by colors, textures, fabric type, and how dirty they are.

Match the type of laundry to the category it should be washed in:

- **Lint-giver**
- **Light color**
- **Dark color**
- ***Very* dirty**
- **Delicate**
- **Heavy**

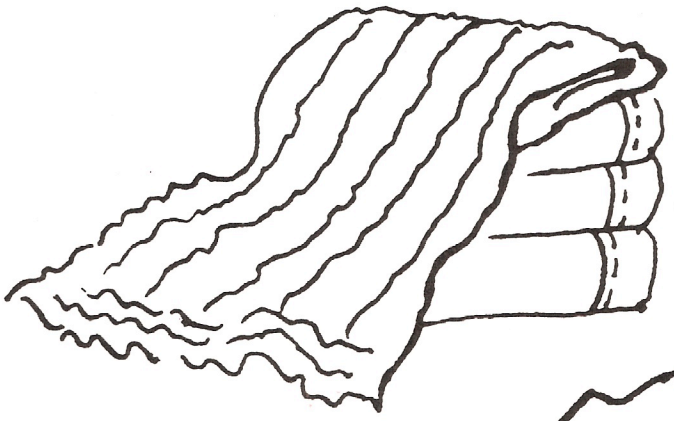



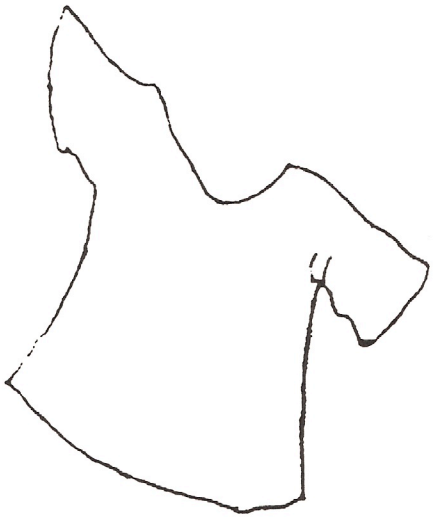

If some of your clothes have wrinkles after they are washed, these clothes may need to be ironed.

Be sure to read the care label in your clothes, to see if the fabric can be ironed and how hot the iron should be.



Look at your clean clothes. Does anything need to be ironed? If so, have an adult help you learn how to do this. Be careful! A hot iron can cause a bad burn!

Clothes you put in drawers should be folded, so they will not get wrinkled. Try not to put too many clothes in a drawer.

Clothes that are put in the closet are hung neatly on a hanger. Buttons should be buttoned and zippers should be zipped, so they will not fall off the hanger.



Put a "D" under the clothes that could be put in a drawer.

Put a "C" under the clothes that could be hung in a closet.

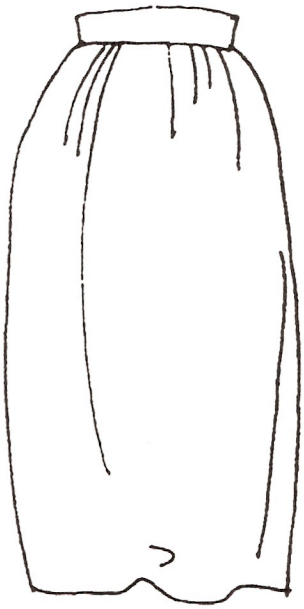

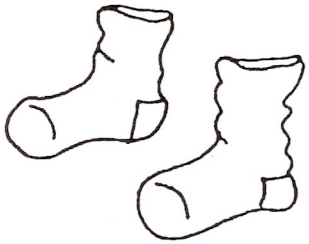

Putting away your clothes

After clothes have been washed and dried, it is time to put them away. There are special places to put clean clothes.



Drawers

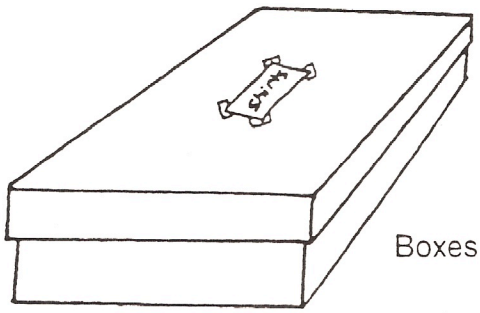

Boxes



Closets

Where do you put your clean clothes?

Make A Clothing Care Chart

List the things you need to do to get your clothes clean.

If it is possible, make a schedule for your clothes and practice sticking to it. For example, you might empty your pockets every day. On Monday you might make repairs, on Tuesday you will sort the laundry, etc. Use the chart below to decide what you will do and when you will do it.

MY CHORES	M	Tu	W	Th	F	Sat	Sun
Empty pockets							
Repair clothing							
Sort dirty clothes							
Wash & dry clothes							
Fold clothes							
Iron							
Put away clean clothes							

Put a “D” under the clothes that could be put in a drawer.

Put a “C” under the clothes that could be hung in a closet.



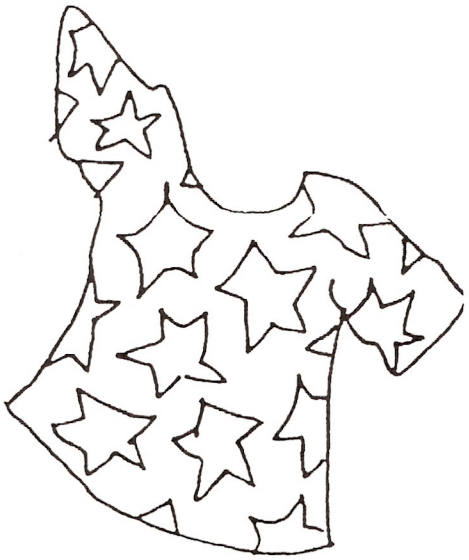

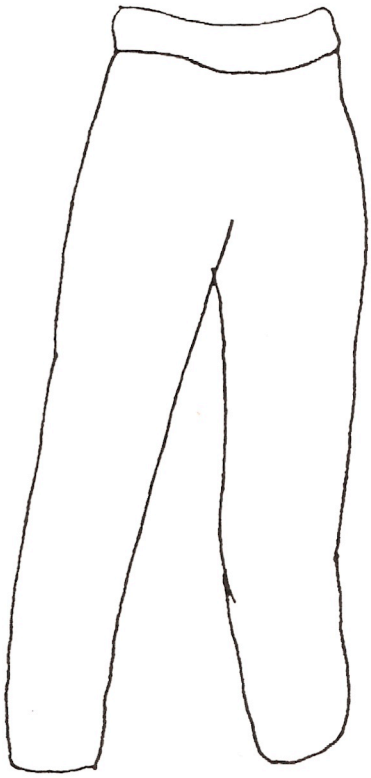

Whether your clothes are put in a drawer or hung in a closet, be sure to give them plenty of room so they will not wrinkle.

Get the clothes into the washing machine!

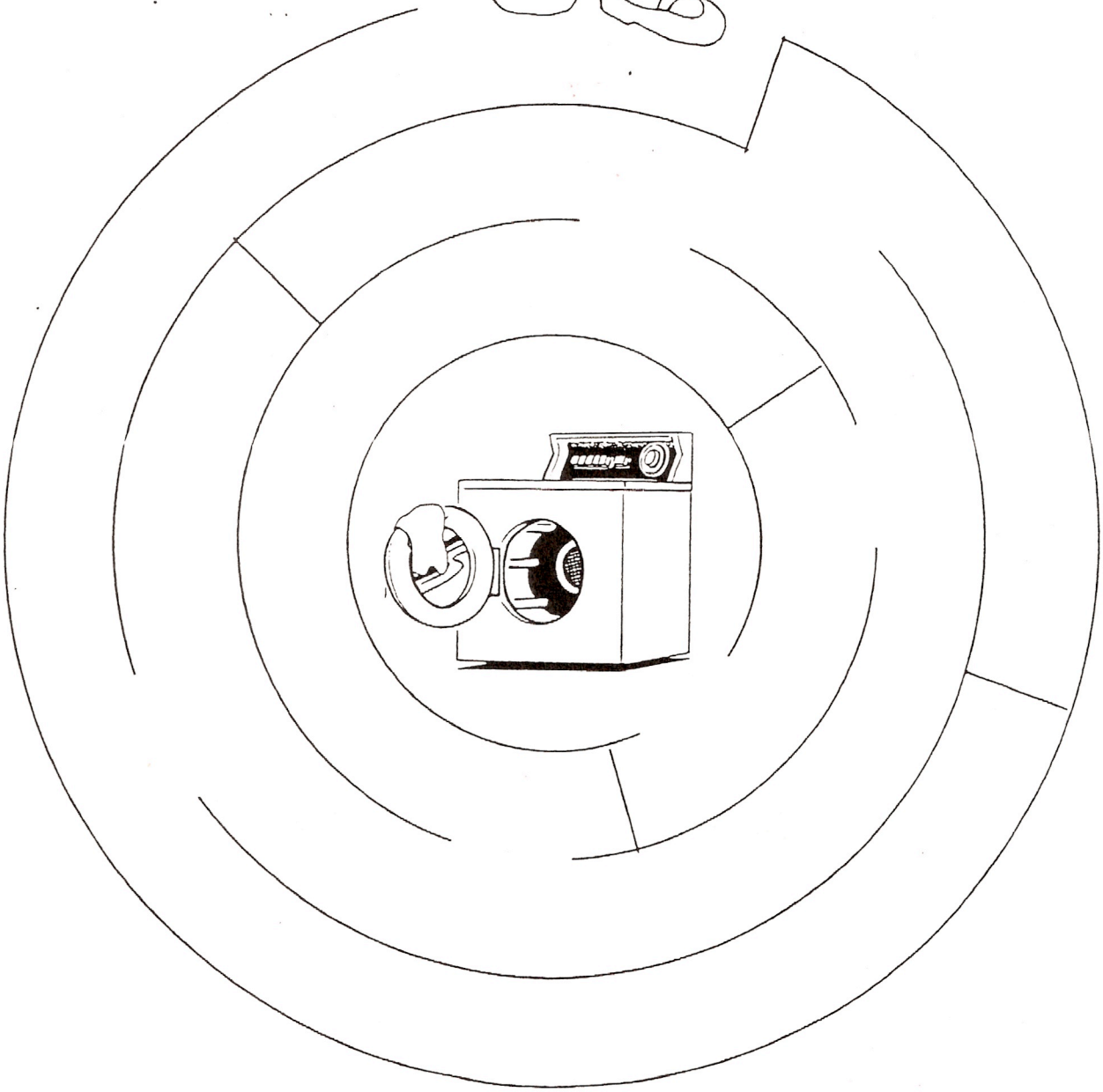

A Clothing Care Crossword Puzzle



ACROSS

2. You wear _ _ _ _ _ on your feet.
6. _ _ _ _ clothes before putting them in the washing machine.
7. Clothes put in the closet are put on a _ _ _ _ _ _.
9. Dirty clothes can be put in a _ _ _ _ _ _ _ hamper.
10. It is important to keep your _ _ _ _ _ _ _ clean.
13. If clothes are wrinkled, you may need to _ _ _ _ them.
14. Spots and _ _ _ _ _ _ should be removed before you wash the clothes.
15. Clean clothes should be put _ _ _ _.
16. Before you put clean clothes in a drawer you must _ _ _ _ them.

DOWN

1. To get dirty clothes clean you must _ _ _ _ them.
2. Ketchup is a _ _ _ _ _ that can be hard to remove.
3. Be sure to _ _ _ _ _ pockets before washing clothes.
4. Clean clothes can be hung in a closet, or folded and put in _ _ _ _ _ _ _.
5. _ _ _ _ _ clothes last longer.
8. Store dirty clothes in a laundry _ _ _ _ _ _ or basket.
10. Some _ _ _ _ _ _ shoes can be machine washed.
11. Keeping your clothes clean is _ _ _ _.
12. Zippers should be _ _ _ _ _ _ before washing.

Parent/Child
Fun Things To Do

Go to a store and look at all the laundry care products that are sold. Make a list of products which are similar, and those that are different.

Visit an appliance store and look at the different types of washing machines and dryers. Compare the most expensive ones with the least expensive ones.

Compare different types of stain removal products.

Practice removing stains from your clothes.

Go to a clothing store and look at care labels on clothes. Can everything be washed at home?

Learn what the clothing care symbols mean.

Compare different types of shoe polish equipment.

Practice folding and hanging different types of clothes.

Clothing Care Word Hunt

See if you can find these words:
clean
closet
clothes
fold
hanger
wash
drawers

Some go DOWN

Some go ACROSS

T	O	J	E	C	A	E	J	R	F	O	L	D
P	C	U	Z	L	M	D	G	C	N	S	X	C
K	L	F	W	O	S	H	P	L	H	M	R	W
M	O	T	X	S	Z	R	C	E	B	G	L	Q
A	T	V	Q	E	X	B	W	A	S	H	F	K
B	H	A	L	T	Y	H	A	N	G	E	R	P
W	E	R	M	H	C	X	S	N	B	D	Y	T
O	S	J	E	Z	D	R	A	W	E	R	S	U

Fun Things I Did

Directions:
These are the things you and your child could have done in this clothing care project book. Discuss each activity with your child and make a check by the ones you did together.

- ❑ Colored favorite clothes
- ❑ Cleaned and polished shoes
- ❑ Decided if clothes were dirty and needed to be washed
- ❑ Found a place to put dirty clothes before they are washed
- ❑ Developed a habit of emptying pockets when clothing is removed
- ❑ Decided when clothes needed to be washed
- ❑ Learned when to remove stains from clothes
- ❑ Identified repairs clothes needed before they were washed
- ❑ Sorted dirty clothes into categories
- ❑ Identified clothes that needed to be ironed
- ❑ Folded or hung clean clothes
- ❑ Completed a clothing care crossword puzzle
- ❑ Completed a clothing care word hunt
- ❑ Made a clothing care chart

4-H'er _____

Parent/Guardian _____

North Carolina Cooperative Extension Program

North Carolina Agricultural and Technical State University at Greensboro, North Carolina State University at Raleigh and the U.S. Department of Agriculture cooperating, Greensboro, N.C., D. D. Godfrey, Administrator. Distributed in furtherance of the Food and Agriculture Act, September 29, 1977, PL 95-113, Sec. 1444, as amended. An Equal Opportunity Employer.

North Carolina A&T State University is committed to equality of educational opportunity and does not discriminate against applicants, students, or employees based on race, color, national origin, religion, gender, age or disability. Moreover, North Carolina A&T State University is open to people of all races and actively seeks to promote racial integration by recruiting and enrolling a larger number of white students.

Clothing

Developed by:
Ellen Smoak, Ph.D.
Extension Clothing & Textile Specialist
North Carolina A&T State University

Special Thanks to:
Shirley B. Rouse, Ph.D.
Extension 4-H Youth Development Specialist
North Carolina A&T State University

5000 copies of this public document were printed at a cost of $2084.50 or 0.42 per copy.