



CLOVERBUDS



This project also requires the
My Cloverbud 4-H Project Summary
http://osceola.ifas.ufl.edu/pdfs/4H/CB_Report_Summary.pdf

PERSONAL GROWTH AND DEVELOPMENT

My Feelings



Sometimes I feel
confused. ☐ ☐

Yes No

I feel most confused
when _____

Sometimes I get
angry with
people. ☐ ☐

Yes No

I get the most angry
when _____

I'm happy

- ☐ all of the time.
- ☐ most of the time.
- ☐ never.

What makes me happiest
is _____

Sometimes I feel
scared. ☐ ☐

Yes No

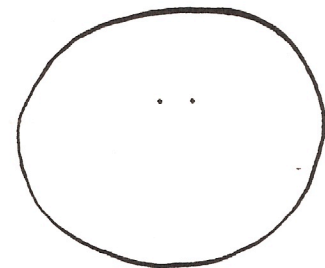
When I'm scared, I

Sometimes I cry.

☐ ☐

Yes No

I feel saddest when



Right now I feel:
(Finish the face)


How might you feel if...

Color the faces that show your feelings.


Your cat runs away and you can't find it.




You win first place at the fair.




Kids are teasing you about your new glasses.




You're moving to a new house in another town.



You have a new baby brother.



Write your own!















Talk about it:

- ① Do you have more than one feeling in each situation? Mark all the faces that show how you feel. Tell a parent or partner all your feelings about each thing.
- ② Do other members feel just the same as you do about each thing?

Hand Talk

What does it mean?

 Means:	 Means:	 Means:	 Means:
 Means:	 Means:	 Means:	 Means:
 Means:	 Means:	 Means:	 Means:

Make four of your own!

 Means:	 Means:	 Means:	 Means:
----------------------------	----------------------------	----------------------------	----------------------------

Body Talk!

Watch the people around you for the next few days. What different kinds of feelings do they have? Draw each person showing body signs that tell you how he or she feels.

Happy

who _____
why _____

Sad

who _____
why _____

Angry

who _____
why _____

Afraid

who _____
why _____

Proud

who _____
why _____

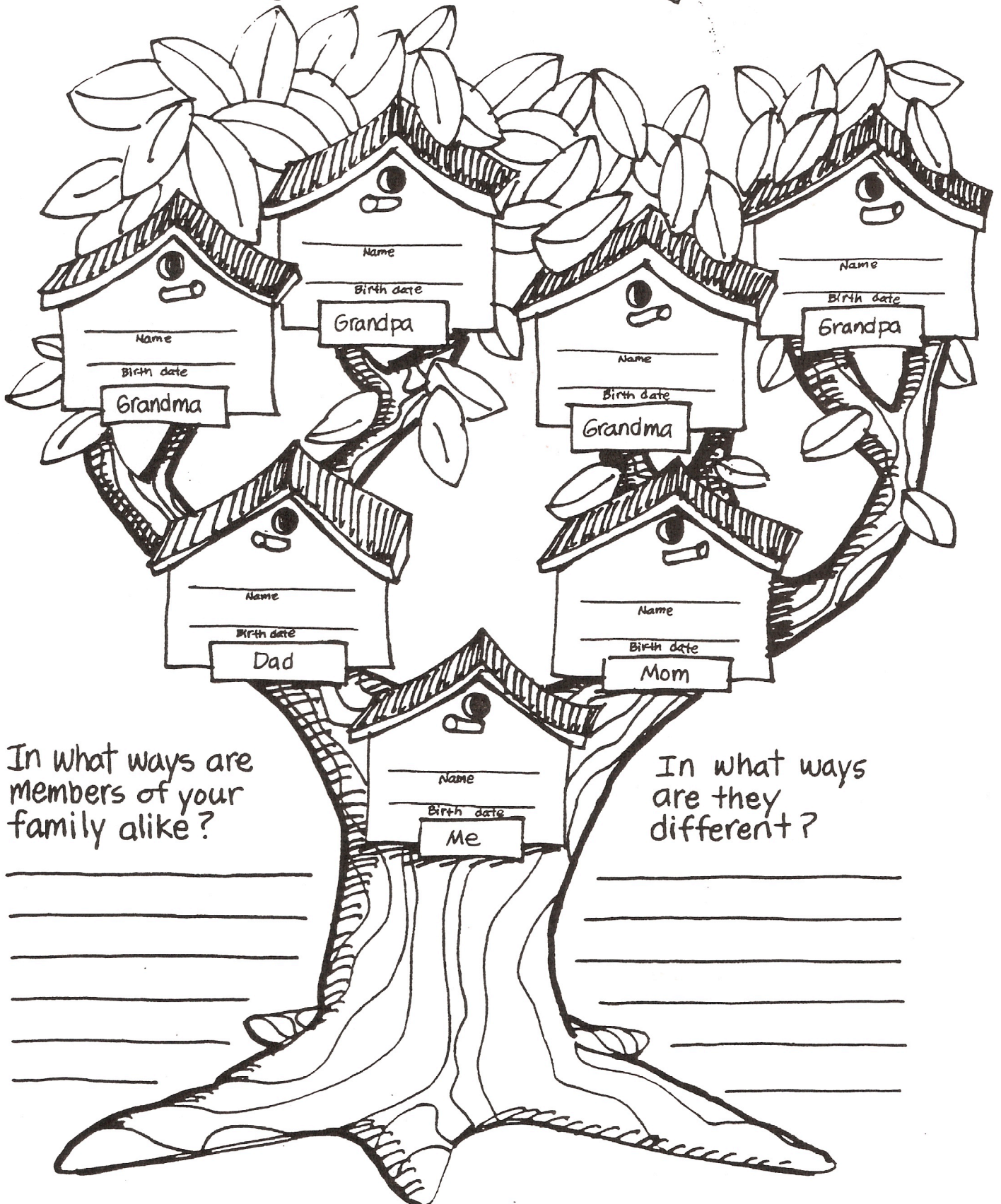
Embarrassed

who _____
why _____

It's ok to draw the same person more than once!
Just show different feelings.



My Family




In what ways are members of your family alike?

In what ways are they different?

Someone Special




Name

Some reasons why this person is so special to me :

Knowing special things about people can help start conversations!

Next time you see each of these friends, ask a friendly question about the thing he or she signed!

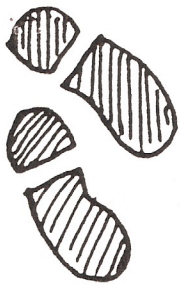
Getting to know you!

Has a collection

Initials

Make up your own questions.
Use the back side





A WALK IN MY NEIGHBORHOOD

I took a walk in my neighborhood.
Here are some of the things I saw.

Growing Things

- ☐ Trees
- ☐ Grass
- ☐ Flowers
- ☐ Birds
- ☐ Animals
- ☐ Weeds
- ☐ Insects
- ☐ Vegetables

People

I saw _____

people.

The most interesting person was _____

Wheel Things

I saw _____
things on wheels.
The biggest was _____

The smallest was _____

Flying Things

I saw _____
things that were
flying in the air.
The biggest was _____

The smallest was _____

Beautiful Things

Ugly Things

- ☐ Broken glass
- ☐ Junk
- ☐ Marks on walls
- ☐ Paper on ground
- Other ugly stuff I saw _____

My favorite thing was _____
The things I like most about my neighborhood _____



MY NEIGHBORHOOD

Draw the street and homes in your neighborhood. Who lives in the neighborhood? Print their names under their homes. Put a dot under your house.

MY TOWN AUTOGRAPHS

OUR MAIL CARRIER	SOMEONE OVER 6 FT. TALL
A GROCER	SOMEONE OVER 60 YEARS OLD
A TEACHER	A FAVORITE NEIGHBOR
A POLICE OFFICER	A GARBAGE PICK-UP PERSON
A FRIEND	

Use the back of this paper to get some others. Try for a firefighter, a kindergartener, a lawyer, a newspaper person, a librarian, a store employee...

You are here!

Draw your state
in the space at
right.

Mark your town
with a



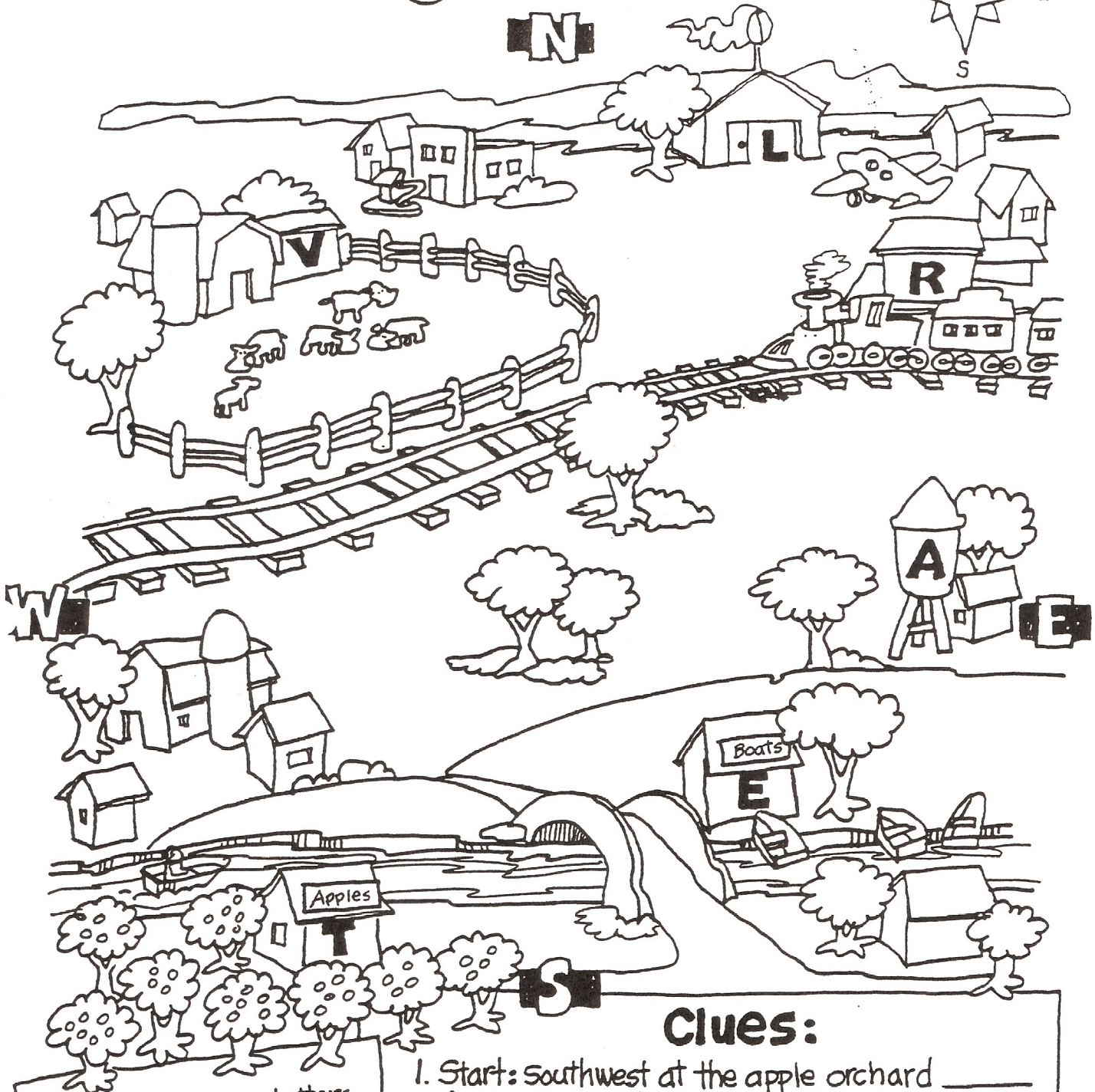
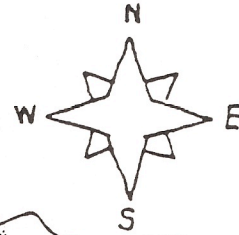
1. Is your town in the north
or south part of your state? _____
2. Is it in the east or the west? _____
3. Which direction is the equator
from your state? _____
4. What state is south of your state? _____



Now,
draw your
state on
this U.S. map

What else can you tell about your state or town?

Getting around

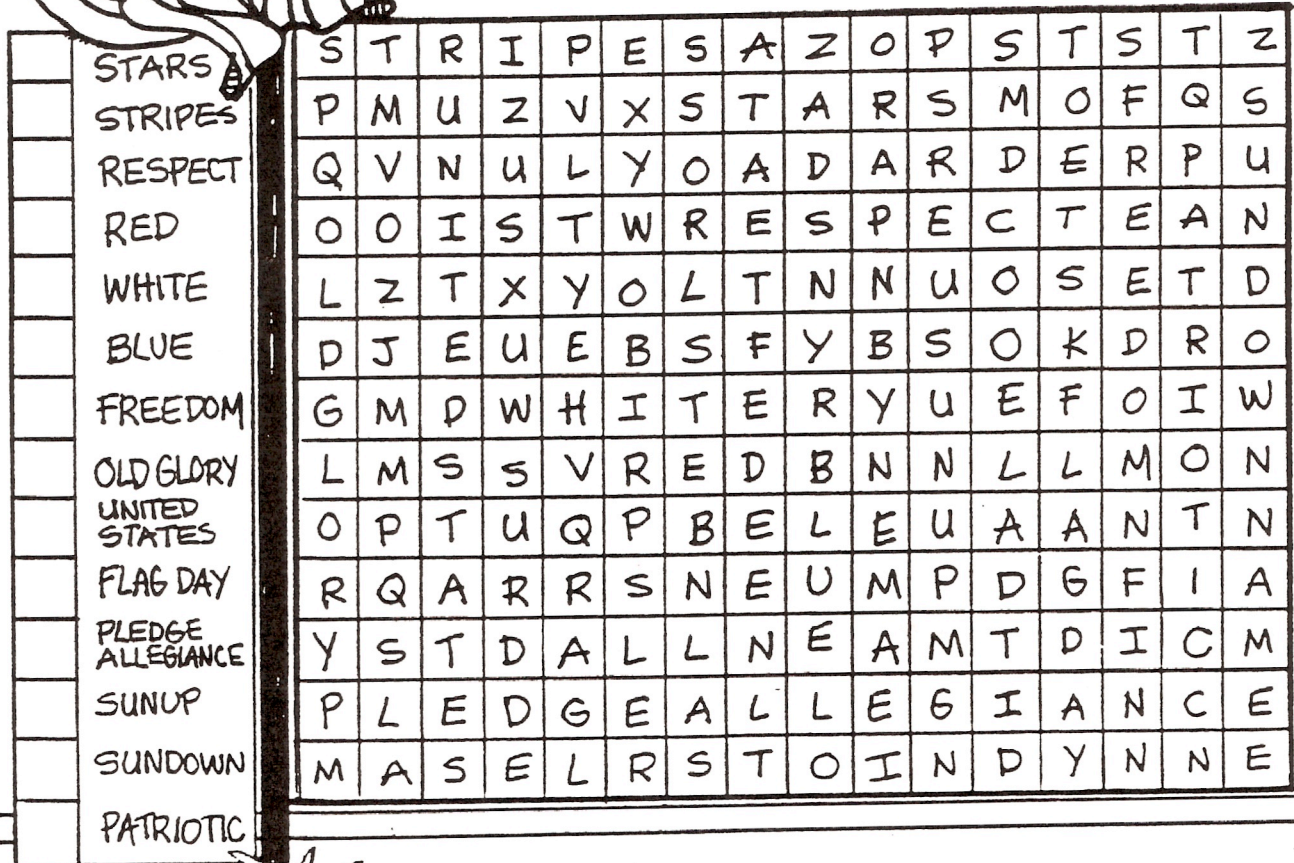


Susan left some letters around the country. Read the clues and draw lines to show Susan's trip. Find each letter and write it on its line. What's the mystery word?

Clues:

1. Start: Southwest at the apple orchard _____
2. Go: Northeast to the train station... _____
3. South to water tower... _____
4. Northwest to cattle farm... _____
5. Southeast to the boat shack... _____
6. North to the airport... _____

Mystery word






My Family Flag

Years ago families had flags or designs of their special things. They were called coats of arms. Here are some examples.

Think about your family's special likes and talents. Include them in a flag or coat of arms design in the space below!



My family coat of arms is a _____
because we like _____.

I'd rather...

Circle the two things you like to do best. Tell your group why.



Wanted!

People work **everywhere** in our world. Draw a job to fit each box, then tell other members what would be interesting about doing each job.

Wanted!

A job that's high up

Wanted!

A job that's outdoors

Wanted!

A job that's funny

Wanted!

A job that's
helping people

Wanted!

A job that's
fixing things

Wanted!

A job that's
underwater



Which of these jobs would you like to do?
Why?

This is Me

When I'm alone I like to _____

When I grow up I might
be a _____

My job at home
is _____

At school I'm good
at _____

At home I'm good
at _____

My favorite sports are

My favorite games to
play are _____

I'm a good friend because

One thing I don't
like AT ALL is _____



Name

This is a picture
I drew of me all
dressed up for
my career!

My 4-H interview

What would you like to learn about people in your group? Write your questions below. Then talk to another member in your club. Write his or her answers below:

I interviewed _____

School _____ Age _____

Color of hair _____ Color of eyes _____


Years in 4-H _____ Favorite project _____

Question 1. _____

Answer: _____


Question 2. _____

Answer _____



Tell what you learned about your partner.
How are interviews part of careers?

Home Safe Home



Follow the maze to the safe zone. Avoid the home dangers! Pick out 3 dangers. Tell your group how to handle each one safely. Do you have any dangers to clean up in your own home?



Our home address _____

Our phone number _____

Emergency Phone Numbers

Emergency 911

Police Department _____

Fire Department _____

Poison Control Center _____

Hospital _____

Doctor _____

Dentist _____

Dad's Work _____

Mom's Work _____

Family Friend _____



Home Fire Safety Plan

If there is a fire in our home, this is what we do:

Two ways to escape from my bedroom are:

① _____

② _____

The place to meet outside our home is _____

Fire Safety RULES for everyone:

- Get out of the house as quickly as you can.
- Never go into a closet or under a bed to hide.
- Never go back into the house to get something once you're out.

If your clothes
are on fire
remember to:


**STOP,
DROP,
and ROLL!**

Some of our safety rules are:

Sign here: (Parents and kids)

Do it right!

This family isn't quite ready to leave the driveway. What could you add to the picture to make a safer trip? Cross out any dangers you see. Remember to practice these safe habits.



Answers: Things you might draw: seatbelt, pet cage, locks on doors, a litter bag to save trash...
Dangers to cross out: toys behind car, wearing a radio headset, door ajar, things on rear window ledge, flat tire, hand out window...

OOPS!



This is my story about a near-miss on a bike or
with a car. _____

What I learned was _____

Now I'm smarter and safer!