




Projects Record



Circle or check your project Division for this year: (remember age is as of 9/1/2024)

Junior (ages 8-10)

Intermediate (ages 11-13)

Senior (ages 14-18)

Name: _____ 4-H Year: 20__-20__

Age (as of 9/1): _____ Birth Date: _____ Years in 4-H: _____

Mailing Address: _____

City: _____, FL Zip: _____

Club Membership Information club(s) this year.

1) Primary _____

2) Secondary _____

3) Tertiary _____

I personally have prepared this report, and it is a true accurate record of my 4-H project(s).

4-H Member Signature: _____ Date: _____

I have reviewed this report and certify that it accurately reflects the work of my 4-H youth during the current 4-H year.

Parent/Guardian Signature: _____ Date: _____

I have reviewed this report and certify that it accurately reflects the work of this 4-H member during the current 4-H year.

4-H Leader Signature: _____ Date: _____

Knowledge and Skills, I gained There are many things to learn in 4-H. Check each item below that you feel you learned or improved on in 4-H during this past year.

I learned or improved my ability to...

Head (*Independence*)

	Try something new
	Set goals for myself
	Plan a project
	Keep myself organized
	Keep track of finances
	Keep records of my work
	Gain knowledge of my project
	Get more information about something that I'm interested in
	Use resources wisely
	Participate in a business meeting
	Run a business meeting
	Make wise choices & decisions
	Solve problems
	Learn from my mistakes
	Understand that it's OK to change my mind if I need to
	Pay attention to instructions

Heart (*Generosity*)

	Work with others
	Work within a group
	Work within a committee
	Work with adults
	Get past differences to reach a goal
	Help others to succeed
	Make something with my hands
	Finds ways to make a positive contribution to society
	Follow directions
	Lead others
	Understand the importance of community service
	Explore a career interest
	See that my efforts can make a difference
	Take the initiative to start something on my own

Heart (*Belonging*)

	Speak confidently in front of a group
	Give a public presentation
	Share my feelings or point of view
	Make myself understood without bullying or being loud
	Listen to other people
	Respect someone else's feelings
	Resolve differences of opinion
	Appreciate my cultural heritage
	Accept people who are different from me
	Get along with other youth
	Make others feel welcome
	Stand up for others
	Make new friends
	Appreciate the importance of friendships in my life

Health (*Mastery*)

	Understand my strengths & weaknesses
	Finish something, I started
	Be proud of my accomplishments
	Accept change
	See that my character can affect a situation
	Take responsibility for my own words & actions
	Deal with winning & losing gracefully
	Be careful & practice safety
	Appreciate the importance of good health
	Stay healthy
	Feel good about myself

Other:

Projects included in this book.

Projects List in order placed in project record folder/binder	Total Years in this project	Have you received a pin for this project? If yes, was it Junior, Intermediate, or Senior division
1		
2		
3		

My citizenship and community service activities this 4-H year:

Date	Description of Activity including your role	Project(s) connected to

My leadership activities this 4-H year:

Date	Description of Activity including your role	Project(s) connected to

My presentations and exhibits this 4-H year:

Date	Description of presentation or exhibit (include location/event, title, and award(s) received	Project(s) connected to

Section 1: Project Plans and Goals: This is what I want to learn this year (goals should be obtainable and relevant to project):

Project 1: _____

Project 2: _____

Project 3: _____

Member Signature: _____ Date: _____

This is what my leader agreed to help me do:

Project 1: _____

Project 2: _____

Project 3: _____

Leader's Signature: _____ Date: _____

This is what my parent(s)/guardian(s) agreed to help me do:

Project 1: _____

Project 2: _____

Project 3: _____

Parent/ Guardian's Signature: _____ Date: _____

Section 3: Project Attachments: Attach at least four photographs or drawings of your project work throughout the project year showing you and your project at the beginning and when completed. Your pictures should show various aspects of your project. Additional photos of your 4-H year may also be included to highlight experiences such as camp, community service, leadership opportunities, or other activities you participated in. There should be at least 2 photos per project area but should not exceed seven pages.

Photographs should be 3" x5" or 4"x6". Make sure your photos are attached neatly and securely. In the space below the picture write a caption which should include a description of the activity or event, skill learned and date. You may use these project attachment pages and make copies or your own 8 ½" x 11" sheets of paper for this portion of the project attachments.





Photo Caption:



My 4-H Project Report Score Sheet

Name: _____ Club: _____

Project: _____

Points Possible	Points Earned	Criteria: what should be completed to receive all points possible in the section.	Comments/ notes on why points were deducted
Section 1: Personal Information, signatures,			
6		Personal info: all lines are filled in including all dates & signatures. Address is complete with city and zip code	
4		Knowledge & skills gained: each section has items marked	
Projects, Citizenship, Leadership, & Presentations			
5		Project(s) list: all columns are filled in for each project & at least 1 project is listed	
5		Citizenship: demonstrates participation in citizenship & community service activities with at least 1 listed	
5		Leadership: Member shows involvement in leadership roles	
5		Presentations & Exhibits: member shared project work through presentations or exhibits	
Project Plans, Goals, & Project Highlights			
10		Project Plan & Goals: Goals are project related and obtainable	
6		Project Highlights/Activities demonstrates a minimum of 6 hours of project work; skills, meetings, care of project. Time is filled in and shows a minimum of 6 hours	
Section 3: Project Attachments			
15		Project pictures: at least 2 pictures or drawings are included with captions related to project.	
15		Project Story: story reflects project year. No more than 3 pages neatly written or typed (8.5" x11" one side only) in 12 point double-spaced font	
20		Project Records: Member included project/ record book that shows minimum of 6 hours of work/ learning experience in project	
4		Neatness, completeness: Shows minimum of 6 hours in work in project	
100		Total Score	

Additional comments or notes:

Award Earned	20 points: participation	21-54 points: white	
55-74 points: red	75-89 points: blue	90-100 points: blue & pin	