

IPM


Integrated Pest Management

IPM uses **FIVE EASY STEPS** to manage pests effectively while prioritizing the health of people and the environment.

1

IDENTIFY

Make sure that you are managing a pest. Work with a trusted expert to determine an accurate identification.



2

MONITOR

Keep an eye on the pest population. If it increases or the problem worsens, it might be time to intervene.



3

SET ACTION THRESHOLD


If the pest is causing a significant problem, it is time to put your IPM plan into action.



4

USE IPM METHODS


Work with a professional or on your own to determine the most effective strategies for suppressing the pest population. Aim for the lowest impact methods first.



5

EVALUATE

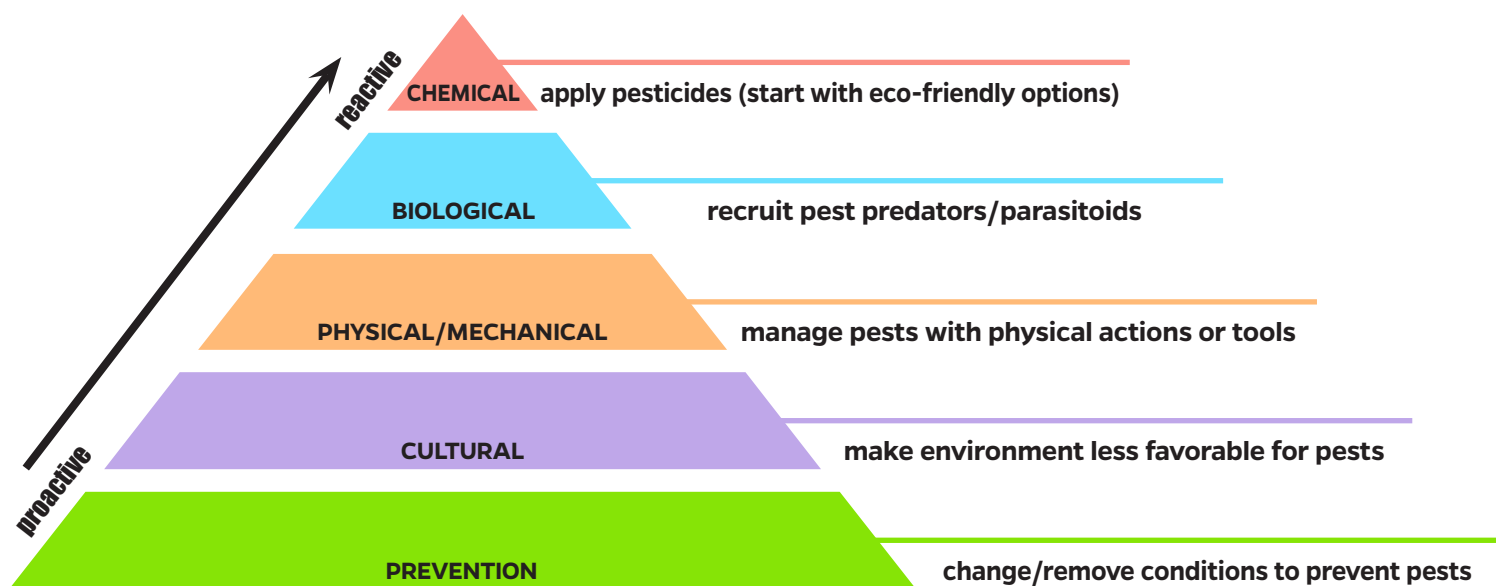
If IPM methods decreased the pest population, consider your plan a success. If not, consider revisiting your methods.



IPM

Integrated Pest Management

IPM methods reduce unnecessary chemical applications, cutting costs and helping to prevent pest resistance. Start with steps at the bottom of the IPM pyramid, below, and then work your way up as needed.



Get IPM training!

Learn the ins and outs of sustainable pest management, with IPM training offered by UF/IFAS Extension Sarasota County. Pass the evaluation with a score of 75 percent or higher to earn a certificate of completion.

Register for an upcoming IPM training session at tiny.cc/ufsaraext_ebcite.

Learn more

Get the latest IPM news: ipm.ifas.ufl.edu

Register for upcoming classes and trainings: tiny.cc/ufsaraext_ebcite

Learn responsible pest management: tiny.cc/ufsaraext_cite

sfyl.ifas.ufl.edu/sarasota | sarasota@ifas.ufl.edu | 311 (or 941.861.5000)